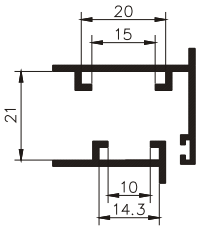
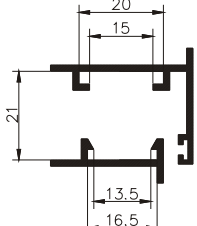
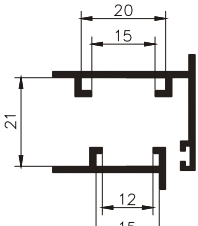
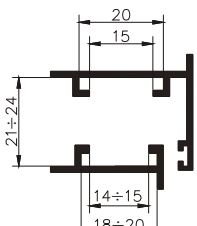
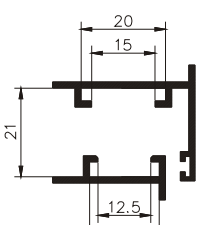
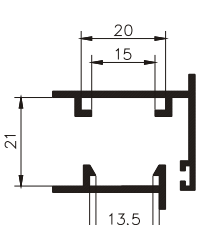
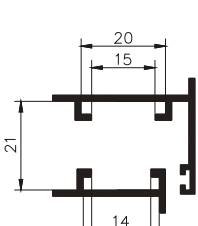
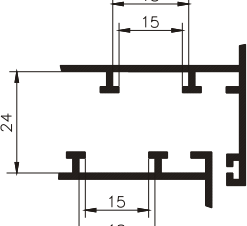


Tabella di adattabilità per profili italiani / Suitability table for italian profile

1341	1341.2																																																		
      																																																			
<p>Per profili con cava mm:</p>	<table border="1"> <tr><td>Euro Keeper 45</td><td>All.co 5/TT sorm.</td></tr> <tr><td>Keeper 53/60</td><td>Ekip 40/ev. sorm.</td></tr> <tr><td>Keeper 61/68</td><td>New Tec 50/52 TT/60 TT</td></tr> <tr><td>All.co 5/TT sorm.</td><td>New Tec 68 Super Thermic</td></tr> <tr><td>Alsec 2000 (59/69)-2000/120</td><td>R 40</td></tr> <tr><td>Alsec IS 55</td><td></td></tr> <tr><td>Alusuisse AS 46</td><td></td></tr> <tr><td>BGA 50/BT 60 TT</td><td></td></tr> <tr><td>Domal Break PA 52/62/70</td><td></td></tr> <tr><td>Domal Stopper 38/45 e 45/52</td><td></td></tr> <tr><td>Domal Stopper PG</td><td></td></tr> <tr><td>Domal Stopper PG compl. int.</td><td></td></tr> <tr><td>Ekip 40/ev sorm.</td><td></td></tr> <tr><td>Ekip 60 TT</td><td></td></tr> <tr><td>Eku 53</td><td></td></tr> <tr><td>Eku 64 TT/72 TT</td><td></td></tr> <tr><td>Esedra 53/75 TT</td><td></td></tr> <tr><td>Euro 40 compl./sorm.</td><td></td></tr> <tr><td>Eurotherm 54 sorm.</td><td></td></tr> <tr><td>Export 40/45 TT/50/50 TT</td><td></td></tr> <tr><td>FC 47compl./sorm.</td><td></td></tr> <tr><td>FC 55 Bicolore/Restauro</td><td></td></tr> <tr><td>FC 55 Montecarlo compl.</td><td></td></tr> <tr><td>FC 60 TT Polo compl.</td><td></td></tr> <tr><td>FC 62 TT compl./sorm.</td><td></td></tr> </table>	Euro Keeper 45	All.co 5/TT sorm.	Keeper 53/60	Ekip 40/ev. sorm.	Keeper 61/68	New Tec 50/52 TT/60 TT	All.co 5/TT sorm.	New Tec 68 Super Thermic	Alsec 2000 (59/69)-2000/120	R 40	Alsec IS 55		Alusuisse AS 46		BGA 50/BT 60 TT		Domal Break PA 52/62/70		Domal Stopper 38/45 e 45/52		Domal Stopper PG		Domal Stopper PG compl. int.		Ekip 40/ev sorm.		Ekip 60 TT		Eku 53		Eku 64 TT/72 TT		Esedra 53/75 TT		Euro 40 compl./sorm.		Eurotherm 54 sorm.		Export 40/45 TT/50/50 TT		FC 47compl./sorm.		FC 55 Bicolore/Restauro		FC 55 Montecarlo compl.		FC 60 TT Polo compl.		FC 62 TT compl./sorm.	
Euro Keeper 45	All.co 5/TT sorm.																																																		
Keeper 53/60	Ekip 40/ev. sorm.																																																		
Keeper 61/68	New Tec 50/52 TT/60 TT																																																		
All.co 5/TT sorm.	New Tec 68 Super Thermic																																																		
Alsec 2000 (59/69)-2000/120	R 40																																																		
Alsec IS 55																																																			
Alusuisse AS 46																																																			
BGA 50/BT 60 TT																																																			
Domal Break PA 52/62/70																																																			
Domal Stopper 38/45 e 45/52																																																			
Domal Stopper PG																																																			
Domal Stopper PG compl. int.																																																			
Ekip 40/ev sorm.																																																			
Ekip 60 TT																																																			
Eku 53																																																			
Eku 64 TT/72 TT																																																			
Esedra 53/75 TT																																																			
Euro 40 compl./sorm.																																																			
Eurotherm 54 sorm.																																																			
Export 40/45 TT/50/50 TT																																																			
FC 47compl./sorm.																																																			
FC 55 Bicolore/Restauro																																																			
FC 55 Montecarlo compl.																																																			
FC 60 TT Polo compl.																																																			
FC 62 TT compl./sorm.																																																			
<p>10x14,3</p> <p>12x15</p> <p>12,5x16,5</p> <p>13,5x16,5</p> <p>14x18</p>	<table border="1"> <tr><td>Global 41-Global 48</td></tr> <tr><td>Gold 400/490 TT/500/600 TT</td></tr> <tr><td>NC 45 Int./Int.com.int./S.Thermic</td></tr> <tr><td>NC 55 Int./Th.</td></tr> <tr><td>NC 68 S. Th.</td></tr> <tr><td>Nuovo NC 40/50 sorm.</td></tr> <tr><td>Riviera/TT</td></tr> <tr><td>Sistema 1 compl.est./sorm.</td></tr> <tr><td>SV 47/55-SV 55 TT/70 TT</td></tr> <tr><td>Syntesis 45/57/TT</td></tr> </table>	Global 41-Global 48	Gold 400/490 TT/500/600 TT	NC 45 Int./Int.com.int./S.Thermic	NC 55 Int./Th.	NC 68 S. Th.	Nuovo NC 40/50 sorm.	Riviera/TT	Sistema 1 compl.est./sorm.	SV 47/55-SV 55 TT/70 TT	Syntesis 45/57/TT																																								
Global 41-Global 48																																																			
Gold 400/490 TT/500/600 TT																																																			
NC 45 Int./Int.com.int./S.Thermic																																																			
NC 55 Int./Th.																																																			
NC 68 S. Th.																																																			
Nuovo NC 40/50 sorm.																																																			
Riviera/TT																																																			
Sistema 1 compl.est./sorm.																																																			
SV 47/55-SV 55 TT/70 TT																																																			
Syntesis 45/57/TT																																																			