
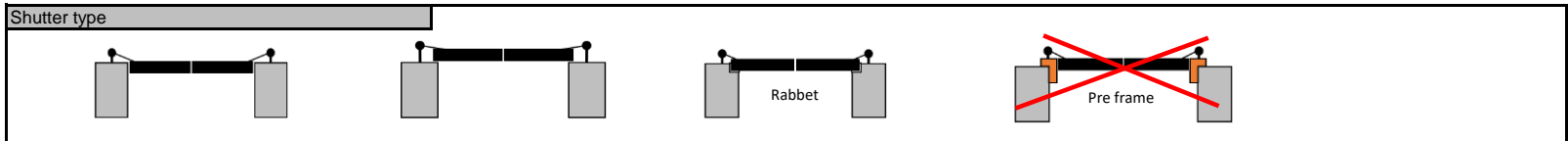


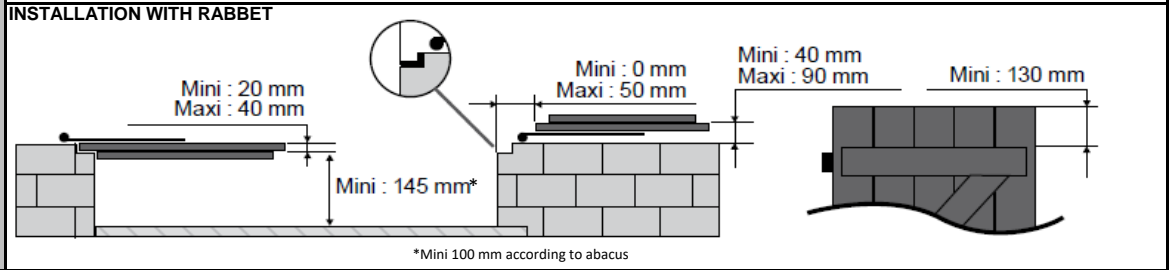
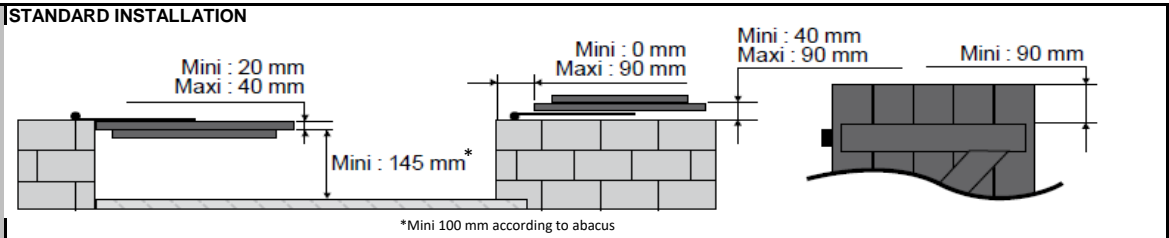
Application	Swinging shutter					
Nominal voltage	230V - 50Hz					
Power supply tolerances	207-253V AC					
Maximum power consumption	50 W					
Stand by mode power consumption	<0,5W					
Battery	As an option : 9,6V -1,6Ah - NimH					
Number of wires of the cable	2					
Wire section	0,75 mm²					
Cable length	3 m					
Cable type	RNF					
Removable cable	No					
Insulation class	Class 2					
System of protection	IP 24					
Temperature working range	-20°C / 60°C					
Type of limit switch unit	Electronic					
Standard & homologation	CE / Act for Green					
Warranty	5 years except for consumable (back up battery for exemple)					
Number of cycles qualification	15 000 cycles (15 000 Openings + 15 000 closings)					
Actuator weight	From 4 030g to 7 560g					
Number of DC motors	1 DC motor for 1P /-&-/ 2 DC motors for 2P					
DC motors max speed	3200 rpm					
Output shaft speed at 12V	1,4 rpm					
Nominal provided torque	Nominal : 4 Nm / Pic : 50Nm					
Maximal weight per panel	40 Kg					
Minimum width per panel	400 mm					
Maximal width per panel	1 000 mm					
Maximum high per panel	2 300 mm					
Maximum surface per panel	2 m²					
Angle excursion for each panel	From 45° to 180° (-0°/+5°)					
Maximal wind speed	$V_{max} < \sqrt{\frac{7000}{H \times L}}$ Please refer to the matrix on the last datasheet page Vmax : maximum wind speed (Km/h) with a maximum limit at 85km/h whatever the result of the previous equation H : panel height (m) L : max panel length (in case of linked panel : add the two panels lengths) (m)					
Maximum number of 1 way transmitter registered	9					
Maximum number of sensor registered	3					
Radio frequency	868-870 MHz io homecontrol bidirectionnal tri band. 868,000MHz - 868,600MHz p.a.r < 25mW 868,700MHz - 869,200MHz p.a.r < 25mW 869,700MHz - 870,000MHz p.a.r < 25mW					
Colors	Housing color		Arms color			
	White	9016	black	9005	White	9016
	Brown	8014	black	9005		

Designation	Width of lintel (mm) - Lt	
	min	max
YSLO FLEX io 1P	590	1 000
YSLO FLEX io 2P	880	1 520

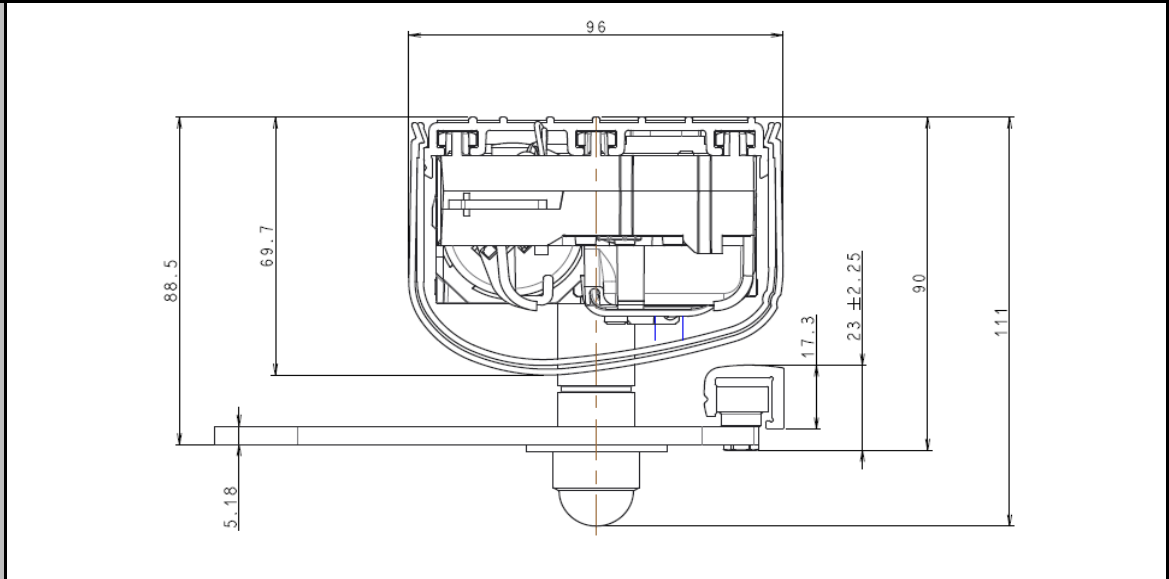




Coverage range : Exclusively for YSLO IO FLEX
 For YSLO IO FLEX SLIM, please refer to the specific abacus:
 DOC161681-YSLO IO FLEX SLIM Abacus.



Interface drawing



YSLO Wind resistance

French map
for information

Formula

Average wind speed (m/s)

- 5
- 5,9
- 7,3
- 8,2
- 8,7

S (m ²) = HxL	0,2 à 0,9	1	1,1	1,2	1,3	1,4	1,5	1,6	1,7	1,8	1,9	2	2,3
Vmax (Km/h)	85	83	79	76	73	70	68	66	64	62	60	59	55
Vmax (m/s)	23,6	23,1	21,9	21,1	20,3	19,4	18,9	18,3	17,8	17,2	16,7	16,4	15,3

- All values in the matrix are given to warranty the motor integrity. Regarding the installation geometry (mainly for X and L1 dimensions) the arm can be broken (mechanical fuse) for lower values of wind speed in order to protect motor and shutter.
- A normative obstacle detection is embedded on the actuator to warranty a maximum effort of 150N on the obstacle. This device will forbid all movement for lower values of wind (regarding the panel dimension, this value can be less than 10km/h wind speed).
- To set this matrix values, we considered that the panels stay in position on the hinges during and after wind stress.
- All values represent gust of wind (not average wind speed).

Abacus