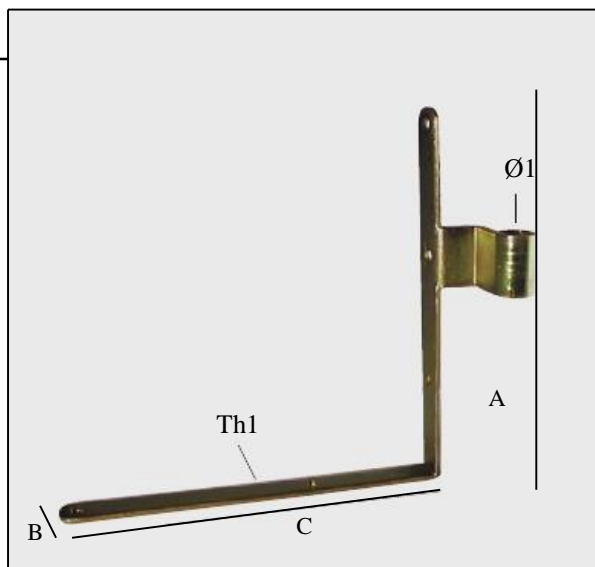
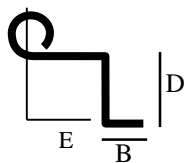


Art. 3701

Pollice con doppio collo

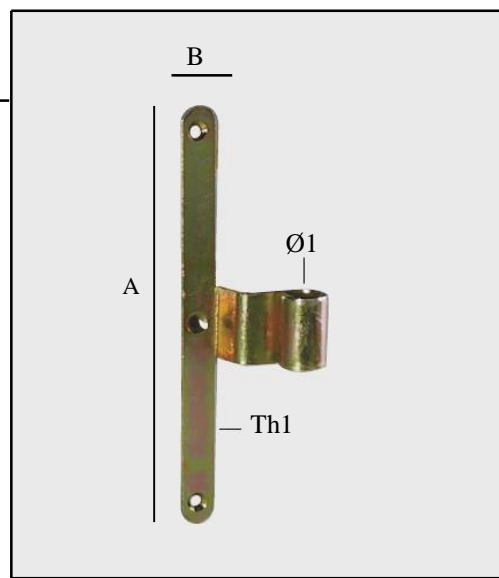
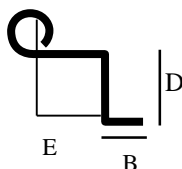


A	B	C	D	E	Ø1	Ø2	Th1	Th2	Conf. Pezzi	Finiture
190	15	190	28	20	12		3,5		24	Vern. nero Tropicalizz.

Art. 3711

Pollice centrale con doppio collo

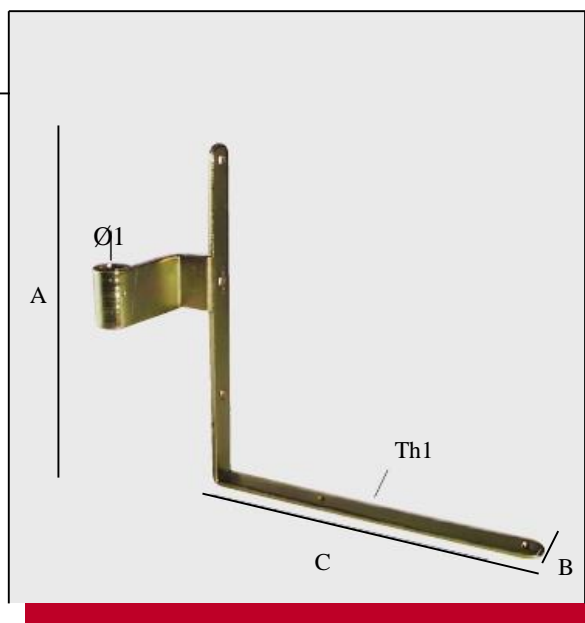
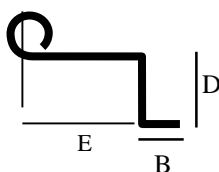
A richiesta montaggio serramenti in alluminio



A	B	C	D	E	Ø1	Ø2	Th1	Th2	Conf. Pezzi	Finiture
180	15		28	20	12		3,5		24	Vern. nero Tropicalizz.

Art. 3702

Pollice con doppio collo lungo



A	B	C	D	E	Ø1	Ø2	Th1	Th2	Conf. Pezzi	Finiture
190	15	190	28	39	12		3,5		24	Vern.nero