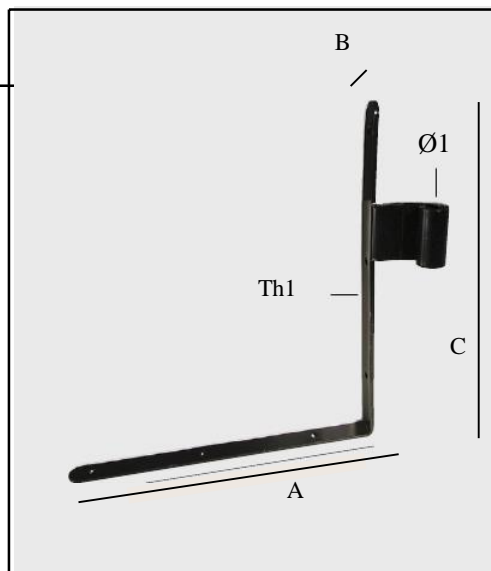
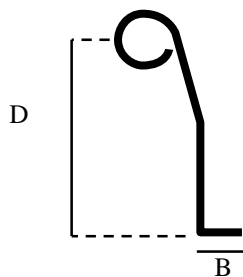


Art. 370

Pollice Monza pesante

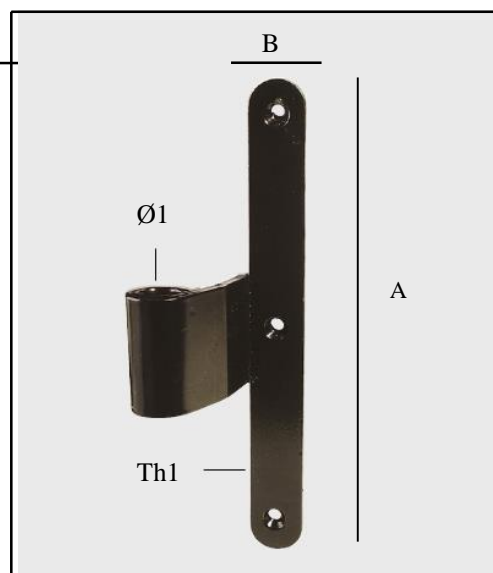
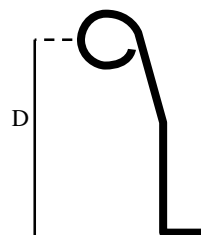


| A | B | C | D | Ø1 | Ø2 | Th1 | Th2 | Conf. Pezzi | Finiture |
|-----|----|-----|----|----|----|-----|-----|-------------|------------|
| 250 | 20 | 250 | 42 | 12 | | 4 | | 24 | Vern. nero |

Art. 371

Pollice centrale pesante

A richiesta montaggio serramenti in alluminio

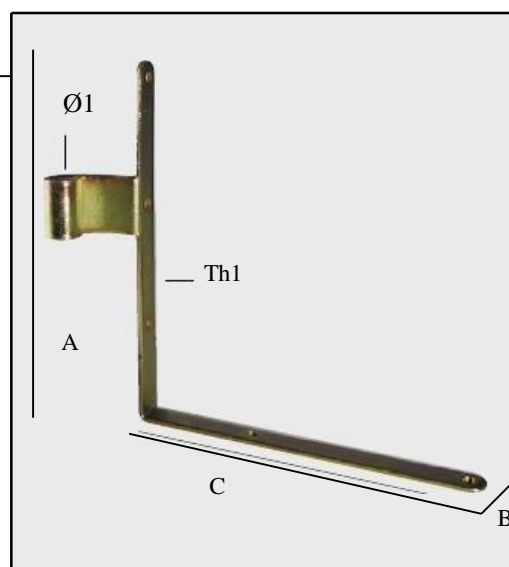
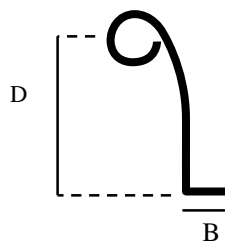


| A | B | C | D | Ø1 | Ø2 | Th1 | Th2 | Conf. Pezzi | Finiture |
|-----|----|---|----|----|----|-----|-----|-------------|------------|
| 180 | 20 | | 42 | 12 | | 4 | | 24 | Vern. nero |

4

Art. 3700

Pollice Monza



| A | B | C | D | Ø1 | Ø2 | Th1 | Th2 | Conf. Pezzi | Finiture |
|-----|----|-----|----|----|----|-----|-----|-------------|----------------------------|
| 190 | 15 | 190 | 38 | 12 | | 3,5 | | 24 | Vern. nero Tropicalizz. |