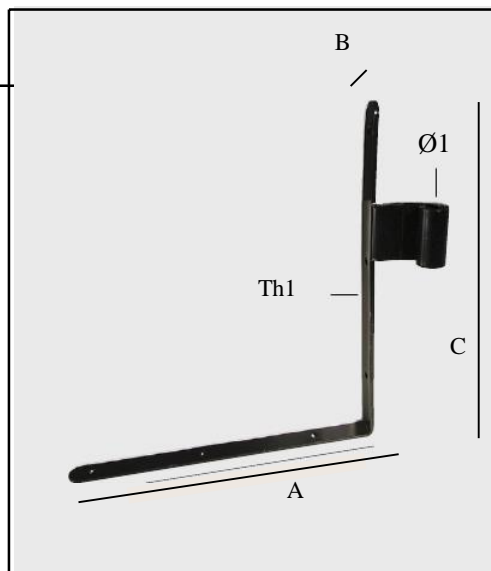
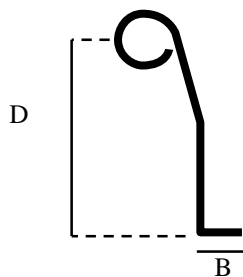


## Art. 370

### Pollice Monza pesante

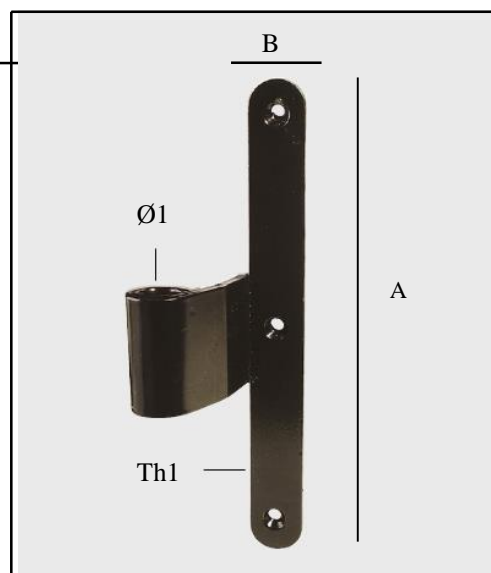
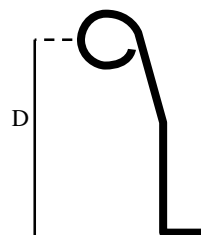


A	B	C	D	Ø1	Ø2	Th1	Th2	Conf. Pezzi	Finiture
250	20	250	42	12		4		24	Vern. nero

## Art. 371

### Pollice centrale pesante

A richiesta montaggio serramenti in alluminio

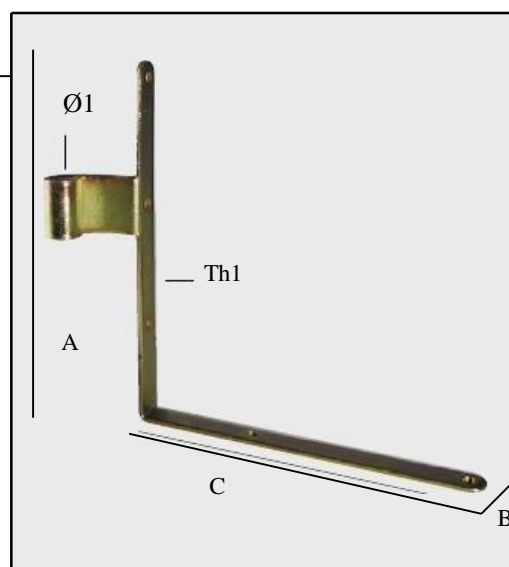
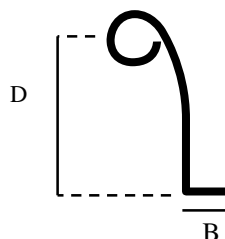


A	B	C	D	Ø1	Ø2	Th1	Th2	Conf. Pezzi	Finiture
180	20		42	12		4		24	Vern. nero

4

## Art. 3700

### Pollice Monza



A	B	C	D	Ø1	Ø2	Th1	Th2	Conf. Pezzi	Finiture
190	15	190	38	12		3,5		24	Vern. nero Tropicalizz.