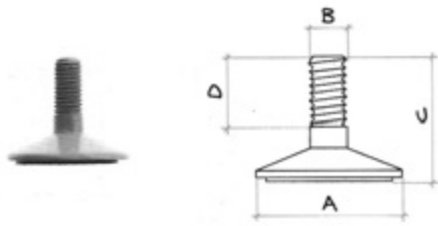


0083



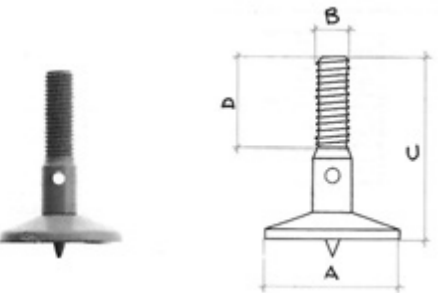
<b>A</b>	30	35	40
<b>B</b>	M.10	M.10	M.10
<b>C</b>	28	32	35
<b>D</b>	12	15	18

<b>A</b>	50	60	50	60
<b>B</b>	M.10	M.10	M.12	M.12
<b>C</b>	40	53	40	55
<b>D</b>	20	27	22	30

Regolabile ottone.  
FINITURA: ottone lucido.  
MISURA: Ø mm. 30,  
Ø mm. 35, Ø mm. 40,  
Ø mm. 50,  
Ø mm. 60 x M.10,  
Ø mm. 50,  
Ø mm. 60 x M.12.  
CONFEZIONE:  
Ø mm. 30 pz. 300  
Ø mm. 35 pz. 250  
Ø mm. 40 pz. 200  
Ø mm. 50xM.10 pz. 120  
Ø mm. 50xM.12 pz. 100  
Ø mm. 60 pz. 60

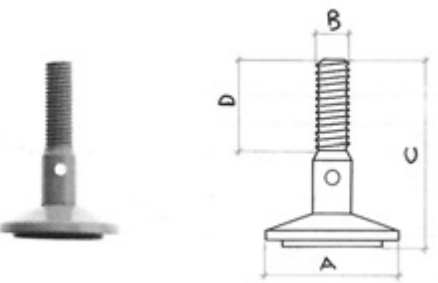
0282



<b>A</b>	40	50	60
<b>B</b>	M.10 - M.12		
<b>C</b>	57	57	60
<b>D</b>	28	28	28

Regolabile girevole  
ottone con punta.  
FINITURA: ottone  
lucido.  
MISURA:  
Ø mm. 40 x M.10-M.12,  
Ø mm. 50 x M.10-M.12,  
Ø mm. 60 x M.10-M.12.  
CONFEZIONE:  
Ø mm. 40 pz. 120,  
Ø mm. 50 pz. 80,  
Ø mm. 60 pz. 60.

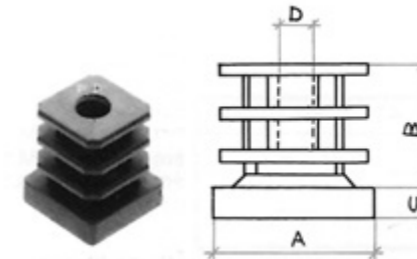
0283



<b>A</b>	40	50	60
<b>B</b>	M.10 - M.12		
<b>C</b>	57	57	60
<b>D</b>	28	28	28

Regolabile girevole  
ottone con gomma.  
FINITURA: ottone lucido.  
MISURA:  
Ø mm. 40 x M.10-M.12,  
Ø mm. 50 x M.10-M.12,  
Ø mm. 60 x M.10-M.12.  
CONFEZIONE:  
Ø mm. 40 pz. 120,  
Ø mm. 50 pz. 80,  
Ø mm. 60 pz. 60.

0168

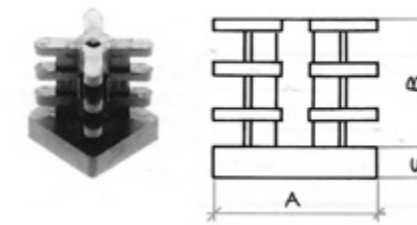


<b>A</b>	Ø 22	Ø 25	Ø 28	Ø 30
<b>B</b>	19	19	19	19
<b>C</b>	6	6	6	6
<b>D</b>	M.10	M.10	M.10	M.10

Appoggio plastica  
alettato e filettato M.10  
per tubi tondi,  
quadrati, rettangolari.  
COLORE: nero.  
MISURA: vedi tabella.  
CONFEZIONE: pz. 250

<b>A</b>	15x15	16x16	18x18	20x20	22x22	25x25	30x30	35x35	40x40	20x30	20x40	25x50	Ø 20
<b>B</b>	18	18	18	18	18	18	20	21	22	19	19	22	18
<b>C</b>	5	5	5	5	5	5	6	6	6	6	6	6	6
<b>D</b>	M.8	M.8	M.8	M.10	M.10	M.10	M.10	M.10	M.10	M.10	M.10	M.12	M.10

0169



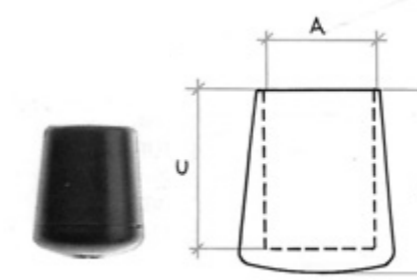
<b>A</b>	Ø 20	Ø 22	Ø 25	Ø 28	Ø 30
<b>B</b>	13	13	19	19	19
<b>C</b>	5	5	5	5	5

Appoggio plastica  
alettato per tubi tondi,  
quadrati, rettangolari.  
COLORE: nero.  
MISURA: vedi tabella.  
CONFEZIONE: pz. 250

<b>A</b>	15x30	20x30	20x40	25x50
<b>B</b>	12	17	17	21
<b>C</b>	5	5	5	6

<b>A</b>	12x12	15x15	16x16	18x18	20x20	22x22	25x25	30x30	35x35	40x40	50x50
<b>B</b>	12	11	17	12	17	17	18	21	21	21	21
<b>C</b>	5	4	5	5	5	5	5	6	6	6	6

0178



<b>A</b>	Ø 24	Ø 26	Ø 28	Ø 30	Ø 32
<b>B</b>	36	37	38	41	43
<b>C</b>	30	32	32	34	39

Puntali a goccia in  
vipla per tubi.  
COLORE: nero.  
MISURA: vedi tabella.  
CONFEZIONE: pz. 250

<b>A</b>	Ø 2	Ø 4	Ø 6	Ø 8	Ø 10	Ø 12	Ø 14	Ø 16	Ø 18	Ø 20	Ø 22
<b>B</b>	7,5	11	14	16	18	21	23	25	27	30	32
<b>C</b>	6	9	11	13	14	17	18	20	22	24	26