




MINI OCTOPUS EDC

L&S

MINI OCTOPUS EDC



TYPE

LED Product
LED reel

APPLICATIONS



Structures that need to illuminate and enhance spaces and small elements with tight and curved configurations

FINISH

⁰¹ White



PRODUCT FEATURES

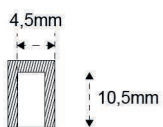
- optic designed to ensure uniform light diffusion
- can be cut
- recessed installation
- clips available for surface mounting
- supplied with Emotion system: the colour temperature varies from “warm” to “natural”

SPECIFICHE

COD.	VERS.		P(w)	$\frac{L}{mm}$	REF.	K	Vdc	
29000010101ZD	1 input	25mm	10.0W/m	1m	-	3000 ÷ 4000	12	5
29000020101ZD	2 input	25mm	10.0W/m	3m	-	3000 ÷ 4000	12	5
29000030101ZD	2 input	25mm	10.0W/m	6m	-	3000 ÷ 4000	12	5
29000300100ZD	1 input	50mm	10.0W/m	1m	-	3000 ÷ 4000	24	5
29000310100ZD	2 input	50mm	10.0W/m	3m	-	3000 ÷ 4000	24	5
29000320100ZD	2 input	50mm	10.0W/m	6m	-	3000 ÷ 4000	24	5
13200310000	Clips				A			5
13201950000	Clips				B			5

DIMENSIONS

Dimensione Fresata /
Drill Dimension /
Ausmaß der Fräsarbeit /
Medida del corte /
Mesures fraise



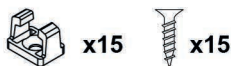
* Connection cord **L=3m**
INCLUDED



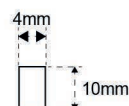
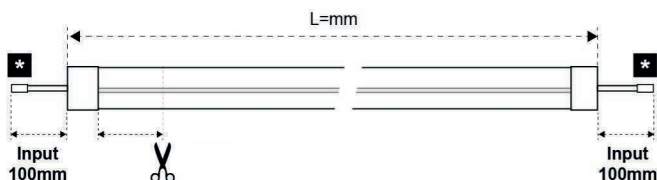
* Emotion Jumper **L=50mm**
INCLUDED



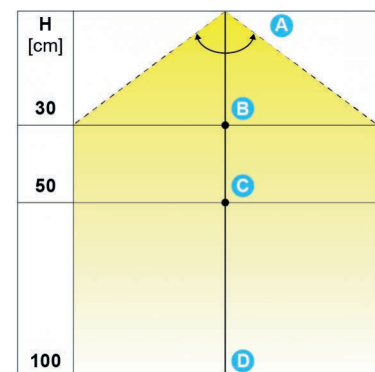
A Kit for surface mounting



B Kit for surface mounting



ILLUMINAMENTO



VERS.
1000mm EDC
CRI
>80

LUMEN
205
LUMEN / W
28