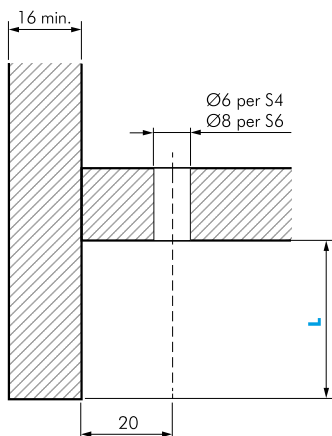


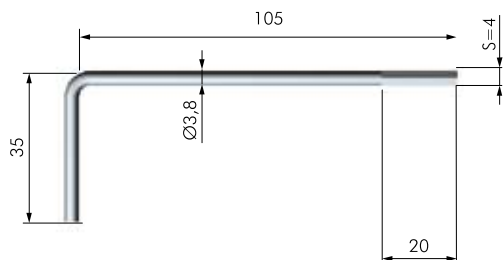
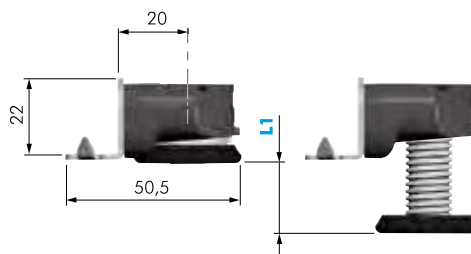
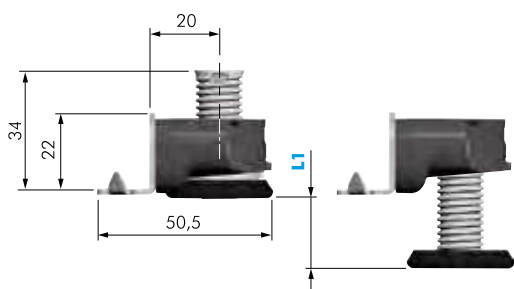
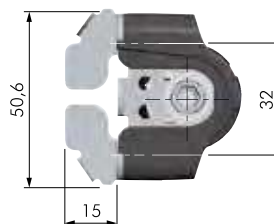


**CARATTERISTICHE:**

- PIEDINO PER MOBILI CON ZOCCOLATURA, ARMADI SCORREVOLI, INTERPARETI E MOBILI COMPONIBILI
- REGOLABILE DALL'INTERNO DEL MOBILE CON CHIAVE ESAGONALE S4-S6 ATTRAVERSO IL FORO DEDICATO



CODICE	DESCRIZIONE	L	L1	MATERIALE
35060020	INTEGRATO TECH	23 min.	12 max.	ZAMA - PLAST ALL
35060040		35 min.	20 max.	



CODICE	DESCRIZIONE	MATERIALE
62503110	CHIAVE ESAGONALE S4 SCARICO	FE