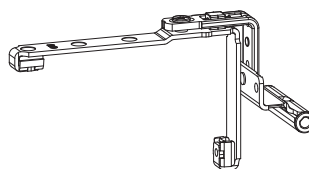
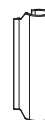


UNI-JET D – Turn-Only sash

Max. sash weight 130 kg



61J



80A



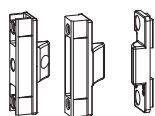
53



51A



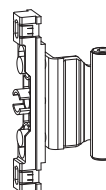
81A



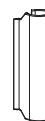
64B

64A

64C



62A



80A



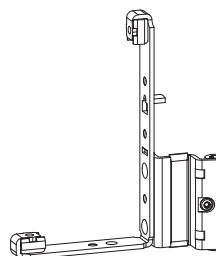
53



51A



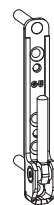
81A



59A



83A



54B



84B

Tested hardware load-bearing capacity

- Max. 130 kg
- Application diagram 0-46985
- Installation drawing for hinge-side 0-46741

UNI-JET D – Turn-Only sash

Max. sash weight 130 kg



Turn-Only hinge

Item	AX [mm]	OL [mm]	System	PU	Order number
61J	9	18	12/18-9	50	6-39147-18-0-1
		20	12/20-9	50	6-39147-20-0-1
	13	18	12/18-13	50	6-39148-18-0-1
		20	12/20-13	50	6-39148-20-0-1

Stay-bearing

Item	Positioning pin	PU	Order number
51A	Ø 6 mm, L = 2.5 mm	100	6-36026-06-0-1

Stay-bearing pin

Item	PU	Order number
53	100	9-48898-00-0-1

Rebate corner-hinge – with turn-brake

Item	AX [mm]	OL [mm]	System	PU	Order number	
					DIN left	DIN right
59A	9	18	12/18-9	100	6-37455-18-L-1	6-37455-18-R-1
		20	12/20-9	100	6-37455-20-L-1	6-37455-20-R-1
	13	18	12/18-13	100	6-37456-18-L-1	6-37456-18-R-1
		20	12/20-13	100	6-37456-20-L-1	6-37456-20-R-1

Pivot-rest

Item	Positioning pin	PU	Order number
54B	Ø 6 mm, L = 30 mm	100	6-32282-30-0-1

Turn-Only centre rebate-hinge – with compensation [2]

Item	AX [mm]	OL [mm]	System	PU	Order number
62A	9	18	12/18-9	100	6-36841-18-0-1
		20	12/20-9	100	6-36841-20-0-1
	13	18	12/18-13	100	6-36842-18-0-1
		20	12/20-13	100	6-36842-20-0-1

Centre-closer – concealed – sash parts

Item	Description	PU	Order number
64B	adjustable	100	6-34229-00-0-1
64A	not adjustable	100	9-40564-00-0-1

Centre-closer – concealed – frame parts

Item	Frame groove [mm]	Dim. B [1] [mm]	PU	Order number
Axis 9 mm				
64C	10/14	–	100	9-40871-09-0-1
	14/18	3.5	100	9-40871-07-0-1
		4.0	100	9-40871-08-0-1
Axis 13 mm				
64C	10/14	–	100	9-40565-13-0-1
	14/18	3.5	100	9-40565-15-0-1
		4.0	100	9-40565-14-0-1

Cover cap for stay-hinge

Item	PU	Order number
80A	100	9-47795-01-0-1

Cover cap for stay-bearing

Item	PU	Order number
81A	100	9-47334-01-0-1

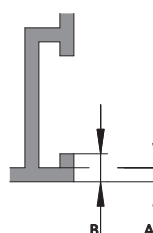
Cover cap for rebate corner-hinge

Item	PU	Order number	
		DIN left	DIN right
83A	100	9-40487-00-L-1	9-40487-00-R-1

Cover cap for pivot-rest

Item	PU	Order number
84B	100	9-37770-00-0-1

[1] Frame groove dimensions



[2] From SRH 751 mm insert Turn-Only centre hinge.

You will find further versions and finishes in Chapter 'Individual components' from page 550.