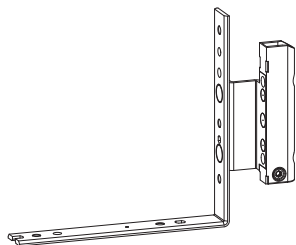


UNI-JET M6/12 – hinge-side accessories

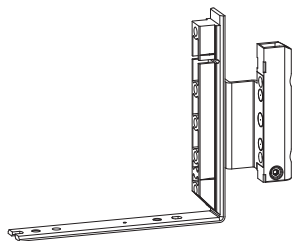
Special solution: higher positioned rebate corner-hinge



Higher positioned rebate corner-hinge without hardware groove – with turn-brake

Item	System	PU	Order number	
			DIN left	DIN right
58B	12/18-9+13	50	6-36886-18-L-1	6-36886-18-R-1
	12/20-9+13	50	6-36886-20-L-1	6-36886-20-R-1

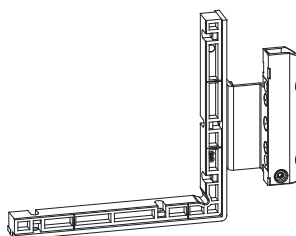
- Compatible with hinge-side M6/12 up to 130 kg sash weight.
- Suitable for barrier-free construction, balcony-doors or Fold&Slide systems with low threshold.
- For sashes without circumferential 16 mm hardware groove
- Adjustable concealed turn-brake prevents the sash from closing of its own accord (also with slight air draughts).
- Suitable cover cap: 9-47782-00-L/R (see page 372).



Higher positioned rebate corner-hinge with lateral hardware groove – with turn-brake

Item	System	PU	Order number	
			DIN left	DIN right
58C	12/18-13	50	6-36887-18-L-1	6-36887-18-R-1
	12/20-13	50	6-36887-20-L-1	6-36887-20-R-1

- Compatible with hinge-side M6/12 up to 130 kg sash weight.
- Suitable for barrier-free construction, balcony-doors or Fold&Slide systems with low threshold.
- For sashes without bottom-running 16 mm hardware groove.
- Adjustable concealed turn-brake prevents the sash from closing of its own accord (also with slight air draughts).
- Suitable cover cap: 9-47782-00-L/R (see page 372).



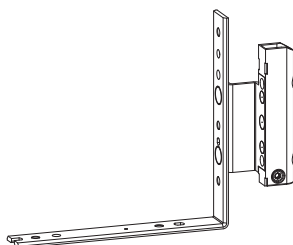
Higher positioned rebate corner-hinge with hardware groove – with turn-brake

Item	System	PU	Order number	
			DIN left	DIN right
58D	12/18-9	50	6-36884-18-L-1	6-36884-18-R-1
	12/20-9	50	6-36884-20-L-1	6-36884-20-R-1
	12/18-13	50	6-36885-18-L-1	6-36885-18-R-1
	12/20-13	50	6-36885-20-L-1	6-36885-20-R-1

- Compatible with hinge-side M6/12 up to 130 kg sash weight.
- Suitable for barrier-free construction, balcony-doors or Fold&Slide systems with low threshold.
- For sash with circumferential 16 mm hardware groove.
- Adjustable concealed turn-brake prevents the sash from closing of its own accord (also with slight air draughts).
- Suitable cover cap: 9-47782-00-L/R (see page 372).

UNI-JET M6/4 – hinge-side accessories

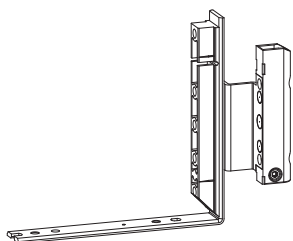
Special solution: higher positioned rebate corner-hinge



Higher positioned rebate corner-hinge without hardware groove – with turn-brake

Item	System	PU	Order number	
			DIN left	DIN right
58B	4/15-8	50	6-36886-15-L-1	6-36886-15-R-1
	4/18-9+13	50	6-36886-18-L-1	6-36886-18-R-1

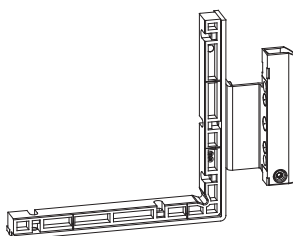
- Compatible with hinge-side M6/4 up to 130 kg sash weight.
- Suitable for barrier-free construction, balcony-doors or Fold&Slide systems with low threshold.
- For sashes without circumferential 16 mm hardware groove
- Adjustable concealed turn-brake prevents the sash from closing of its own accord (also with slight air draughts).
- Suitable cover cap: 9-47782-00-L/R (see page 425).



Higher positioned rebate corner-hinge with lateral hardware groove – with turn-brake

Item	System	PU	Order number	
			DIN left	DIN right
58C	4/18-13	50	6-36887-18-L-1	6-36887-18-R-1

- Compatible with hinge-side M6/4 up to 130 kg sash weight.
- Suitable for barrier-free construction, balcony-doors or Fold&Slide systems with low threshold.
- For sashes without bottom-running 16 mm hardware groove.
- Adjustable concealed turn-brake prevents the sash from closing of its own accord (also with slight air draughts).
- Suitable cover cap: 9-47782-00-L/R (see page 425).



Higher positioned rebate corner-hinge with hardware groove – with turn-brake

Item	System	PU	Order number	
			DIN left	DIN right
58D	4/15-8	50	6-36884-15-L-1	6-36884-15-R-1
	4/18-9	50	6-36884-18-L-1	6-36884-18-R-1
	4/18-13	50	6-36885-18-L-1	6-36885-18-R-1

- Compatible with hinge-side M6/4 up to 130 kg sash weight.
- Suitable for barrier-free construction, balcony-doors or Fold&Slide systems with low threshold.
- For sash with circumferential 16 mm hardware groove.
- Adjustable concealed turn-brake prevents the sash from closing of its own accord (also with slight air draughts).
- Suitable cover cap: 9-47782-00-L/R (see page 425).