

MS Slide-On 110°



Caratteristiche tecniche:

- Profondità del box in metallo 11.3mm
- Diametro del box 35mm
- Apertura 110° con (K) max 4mm e (T) max 18mm
- Possibilità di foratura dell'anta (K) da 3 a 7 mm
- Spessore dell'anta (T) da 16 a 26 mm
- Disponibili versioni Genios, SlowMotion Alfa e OneTouch

COLLO 0

COLLO 4

COLLI 8, 15 A PAG. 70 >>>



I
A
D

51.MS15.05.00.0 ●
51.MS15.05.00.C ●
51.MS15.05.00.B ●

Disponibili con viti premontate autofilettanti

51.MS15.05.04.0 ●
51.MS15.05.04.C ●
51.MS15.05.04.B ●



I
A
D

51.MS16.05.00.M ●
51.MS16.05.00.N ●
51.MS16.05.00.E ●

51.MS16.05.04.M ●
51.MS16.05.04.N ●
51.MS16.05.04.E ●



I
A
D

51.MS16.05.00.* ●
51.MS16.05.00.S ●
51.MS16.05.00.B ●

* 0 = codoli Ø10mm / D = codoli Ø8mm

51.MS16.05.04.* ●
51.MS16.05.04.S ●
51.MS16.05.04.B ●



I
A
D

51.MS18.05.00.V ●
51.MS18.05.00.U ●
51.MS18.05.00.Z ●

51.MS18.05.04.V ●
51.MS18.05.04.U ●
51.MS18.05.04.Z ●



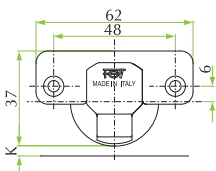
I
A
D

51.MS19.05.00.0 ●
51.MS19.05.00.S ●
51.MS19.05.00.B ●

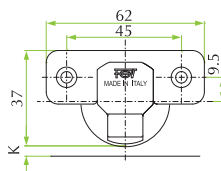
51.MS19.05.04.0 ●
51.MS19.05.04.S ●
51.MS19.05.04.B ●

● = G / versione Genios

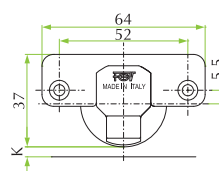
I



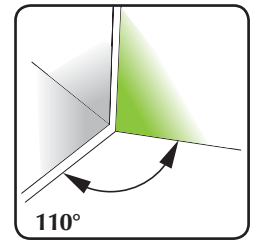
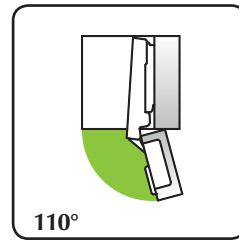
A



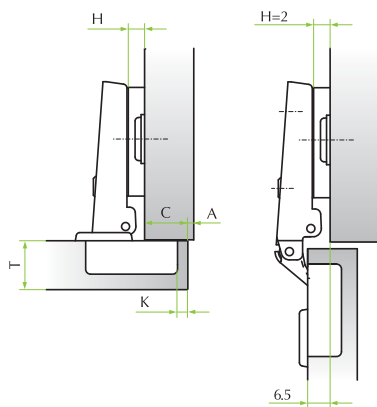
D



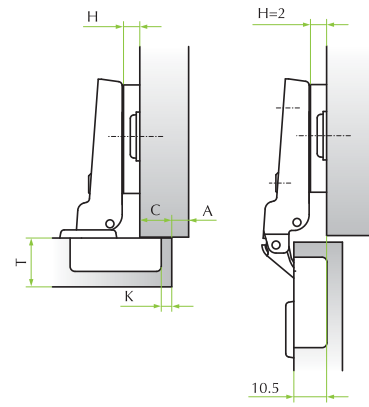
Le basette e gli accessori relativi a questa serie sono illustrati da pag. 100 a pag. 107.



COLLO 0
Per copertura totale del fianco



COLLO 4
Per copertura parziale del fianco



		Distanza foratura (K)						
		3	4	5	6	7		
Copertura (C)	19			0	2			
	18		0		2			
	17	0		2	4			
	16		2		4			
	15	2		4	6			
	14		4		6			
	13	4		6				
	12		6					
11	6							
		Altezza basetta (H)						

		Distanza foratura (K)						
		3	4	5	6	7		
Copertura (C)	15			0	2			
	14		0		2			
	13	0		2	4			
	12		2		4			
	11	2		4	6			
	10		4		6			
	9	4		6				
	8		6					
7	6							
		Altezza basetta (H)						

Tabella tecnica per determinare lo spazio minimo **A** affinché l'anta di spessore **T** si apra senza sporgere dal mobile e senza interferire con eventuali ante adiacenti.

T=	16	17	18	19	20	21	22	23	24	25	26
K=3 A=	0.55	0.75	1.10	1.45	1.80	2.40	3.10	3.90	4.70	6.70	6.50
K=4 A=	0.55	0.70	1.05	1.40	1.75	2.25	2.85	3.60	4.35	5.75	6.00
K=5 A=	0.55	0.70	1.00	1.35	1.65	2.10	2.65	3.30	4.00	4.75	5.55
K=6 A=	0.50	0.70	0.95	1.25	1.60	2.00	2.50	3.05	3.70	4.40	5.20
K=7 A=	0.50	0.65	0.85	1.20	1.55	1.90	2.35	2.85	3.45	4.10	4.80