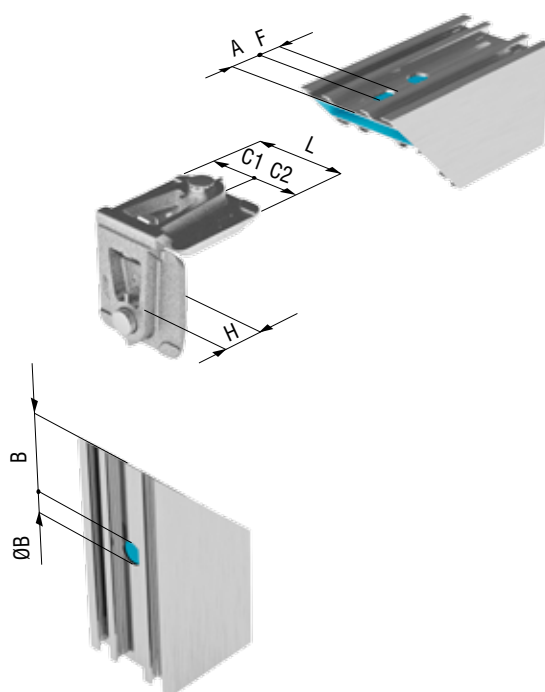


MONTEBIANCO



Squadra di giunzione angolare in alluminio pressofuso con pulsanti di ancoraggio a scatto rivolti all'esterno e vite di serraggio.


















































































































































Attrezzatura di serraggio richiesta: chiave esagonale.

Die cast aluminum corner joint with outward spring-loaded buttons.

Tools needed: Allen wrench.

ART. N.	Descr.	L	H	C1	C2	A	F	B	ØB
0315/250	Ø10,5	23,90	10,50			14,50	11x6	38,00	10,50
0316/250	Ø10,5	17,40	10,30			14,50	11x6	37,50	10,50
0317/100	Ø10,5	40,40	39,40			21,00	11x6	41,00	10,50
0318DX/250	Ø10,5	41,00	14,80	15,00	26,00	18,00	12x6	39,50	10,50
0319/250	Ø10,5	20,30	9,30			12,00	11x6	35,00	10,50
0320/250	Ø10,5	20,40	34,70			22,00	11x6	45,00	10,50
0320.10/8/250	Ø8	20,40	34,70			22,00	11x6	46,00	8,00
0321.9/250	Ø9	31,80	8,50			11,00	11x6	34,00	9,00
0324/100	Ø10,5	46,40	38,40			14,00	13x6	36,50	10,50
0329SX/250	Ø10,5	41,30	15,50	17,70	23,60	20,00	12x6	39,75	10,50
0330/150	Ø10,5	36,40	40,80			21,00	11x6	41,00	10,50
0330.10X10/150	Ø10	36,40	40,80			21,00	11x6	41,00	10,00
0331SX/250	Ø10,5	36,20	13,90	11,70	24,50	21,00	11x6	41,00	10,50
0332.10/8C/250	Ø8	25,00	8,10			12,50	Ø9	36,00	8,00
0332.10C/250	Ø10,5	25,00	8,10			12,50	Ø9	35,00	10,50
0333SX/250	Ø10,5	37,00	15,80	14,70	22,50	20,00	12x6	39,75	10,50
0335DX/250	Ø10,5	34,50	14,00	10,40	24,10	14,00	14x6	36,50	10,50
0335DX.10/8/250	Ø8	34,50	14,00	10,40	24,10	14,00	14x6	37,50	8,00
0335SX/250	Ø10,5	34,50	14,00	24,10	10,40	14,00	14x6	36,50	10,50
0336/200	Ø10,5	24,20	34,70			27,00	11x6	47,00	10,50
0336.10/8/200	Ø8	24,20	34,70			27,00	11x6	48,00	8,00
0336.8/200	Ø8	24,20	34,70			27,00	11x6	48,00	8,00
0336.8MX/200	Ø8	24,20	34,70			27,00	11x6	48,00	8,00

MONTEBIANCO

ART. N.	Descr.	L	H	C1	C2	A	F	B	ØB
0460F.8/250	   Ø8	13,70	11,80			17,00	11x6	39,00	8,00
0460F.8MX/250	      Ø8	13,70	11,80			17,00	11x6	39,00	8,00
0461/250	   Ø10,5	29,00	18,40			21,00	11x6	41,00	10,50
0461F/250	   Ø10	29,00	18,40			21,00	11,6	41,00	10,00
0463/250	   Ø10,5	30,10	15,70			24,00	11x6	42,00	10,50
0463.10/8/250	   Ø8	30,10	15,70			24,00	11x6	43,00	8,00
0464/200	   Ø10,5	30,30	31,00			24,00	11x6	42,00	10,50
0465/250	   Ø10,5	25,40	9,90			14,50	11x6	36,50	10,50
0465.10/8/250	   Ø8	25,40	9,90			14,50	11x6	37,50	8,00
0466/250	   Ø10,5	26,00	30,00			14,50	11x6	36,50	10,50
0466.10/8/250	   Ø8	26,00	30,00			14,50	11x6	37,50	8,00
0468.8/250	   Ø8	30,80	11,00			14,50	11x6	37,50	8,00
0468.8X/250	    Ø8	30,80	11,00			14,50	11x6	37,50	8,00
0469/250	   Ø10,5	21,30	9,40			11,00	11x6	33,50	10,50
0469.10/8/250	   Ø8	21,30	9,40			11,00	11x6	34,50	8,00
0469.9/250	   Ø9	21,30	9,40			11,00	11x6	34,00	9,00
0471.9/250	   Ø9	21,90	8,20			11,00	11x6	33,00	9,00
0472.10/8C/250	   Ø8	35,60	8,50			11,00	11x6	34,00	8,00
0472.9/250	   Ø9	35,60	8,50			11,00	11x6	33,00	9,00
0474/250	   Ø10,5	31,80	28,50			24,00	11x6	41,00	10,50
0475/150	   Ø10,5	40,80	35,80			21,00	11x6	41,00	10,50
0476/250	   Ø10,5	21,90	24,30			21,00	11x6	42,00	10,50
0476.10/8/100B	   Ø8	21,90	24,30			21,00	11x6	43,00	8,00
0478/150	   Ø10,5	35,90	35,70			21,00	11x6	41,00	10,50
0478.10L/150	   Ø10,5	35,90	35,70			21,00	11x6	41,00	10,50
0478.10X10/150	   Ø10,5	35,90	35,70			21,00	11x6	41,00	10,50
0478.8/150	   Ø8	35,90	35,70			21,00	11x6	42,00	8,00
0479/250	   Ø10,5	30,90	30,00			21,00	11x6	41,00	10,50
0480/250	   Ø10,5	45,70	14,50			22,00	11x6	41,00	10,50
0481.10/8/200	   Ø8	48,50	10,50			15,00	11x6	44,00	8,00
0482.10/8/250	   Ø8	36,50	9,20			15,00	11x6	44,00	8,00
0483/250	   Ø10,5	34,30	10,70			14,50	11x6	36,50	10,50
0484S/250	   Ø10,5	34,30	10,50			14,00	Ø9	36,50	10,50
0485/250	   Ø10,5	32,00	17,40			21,00	11x6	39,00	10,50
0485.10/8/250	   Ø8	32,00	17,40			21,00	11x6	40,00	8,00
0485F/250	   Ø10,5	32,00	17,40			21,00	11x6	39,00	10,50
0486/100	   Ø10,5	40,90	37,20			14,00	14x5	36,75	10,50
0487/250	   Ø10,5	25,20	36,00			21,00	11x6	41,00	10,50
0487.10/8/250	   Ø8	25,20	36,00			21,00	11x6	42,00	8,00
0488/200	   Ø10,5	45,90	14,30			18,00	11x6	37,00	10,50
0491/250	   Ø10,5	20,50	10,30			14,50	11x6	36,00	10,50
0491.10/8/250	   Ø8	20,50	10,30			14,50	11x6	37,00	8,00
0493/250	   Ø10,5	19,60	15,80			25,00	14x6	47,00	10,50
0493.8/250	   Ø8	19,60	15,80			25,00	14x6	48,00	8,00
0494/250	   Ø10,5	19,70	23,20			25,00	11x6	48,00	10,50
0495/250	   Ø10,5	27,60	10,50			14,50	11x6	37,50	10,50
0496/200	   Ø10,5	28,30	35,20			28,00	11x6	48,00	10,50