



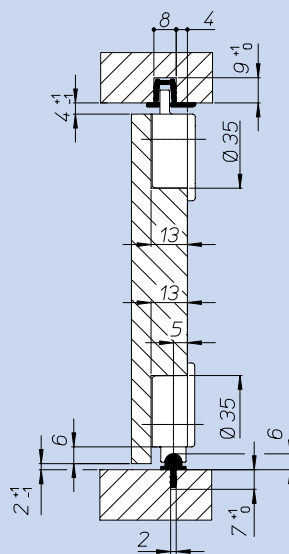
CARATTERISTICHE

1) Il kit polifunzionale che, grazie alla possibilità di sostituire il pattino superiore nel corpo carrello, consente di essere utilizzato con profili diversi, adattandosi a molteplici soluzioni

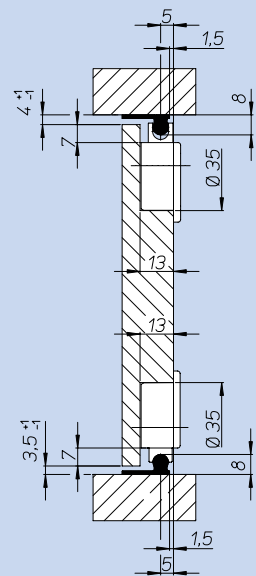
2) Semplice regolazione

3) Cuscinetto rettificato rivestito in POM 100

ISTRUZIONI PER IL MONTAGGIO

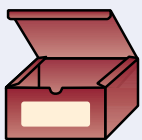


A



B

Kit VOLPE
CUSCINETTO GOLA
CODICE
1004503G2



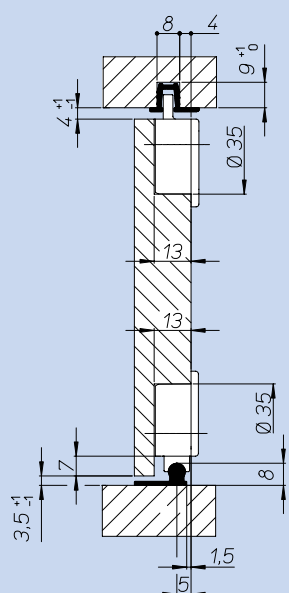
2 carrelli inferiori

2 carrelli superiori

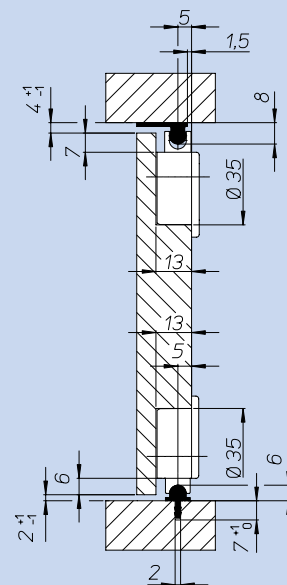
2 fermi fine corsa

2 pattini superiori femmina

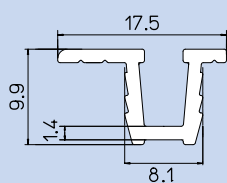
2 pattini superiori maschio



C

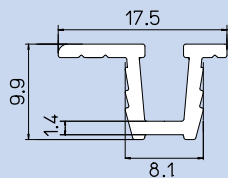



D



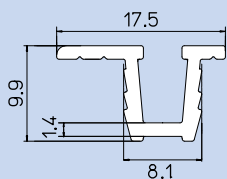
Profilo in plastica

GRIGIO	CODICE 1003501G
BIANCO	CODICE 1003501B
MARRONE	CODICE 1003501M
NERO	CODICE 1003501N



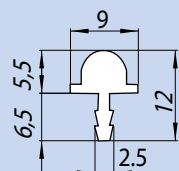

Profilo in plastica

FRASSINO	CODICE 1003501F
CILIEGIO	CODICE 1003501C
DOUGLAS	CODICE 1003501D



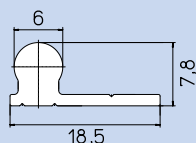
Profilo in alluminio ossidato

ARGENTO	CODICE 1004501A
BRONZO	CODICE 1004501B
NERO	CODICE 1004501N



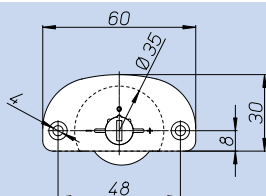
Profilo in alluminio ossidato

ARGENTO	CODICE 1004001A
BRONZO	CODICE 1004001B
NERO	CODICE 1004001N



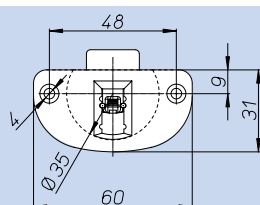
Profilo in alluminio ossidato, fori svasati ogni 30 cm, vite TSP Ø 3

ARGENTO	CODICE 1004502A
BRONZO	CODICE 1004502B
NERO	CODICE 1004502N



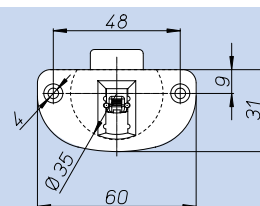
Carrello inferiore con regolazione con cuscinetto rettificato

CODICE 1004507



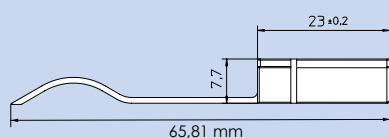
Carrello superiore con regolazione pattino maschio

CODICE 1004505



Carrello superiore con regolazione pattino femmina

CODICE 1004506



Fermo fine corsa

CODICE 1003508

