

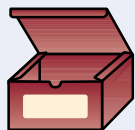


## CARATTERISTICHE

- 1) Corpo carrelli in alluminio
- 2) Regolazione verticale con posizione della vite di registro laterale
- 3) Semplice montaggio e smontaggio dell'anta
- 4) Ruote inferiori soft silence
- 5) Disponibile con deceleratore

Kit ANTA ESTERNA  
CODICE  
1006503E23

Kit ANTA INTERNA  
CODICE  
1006503I



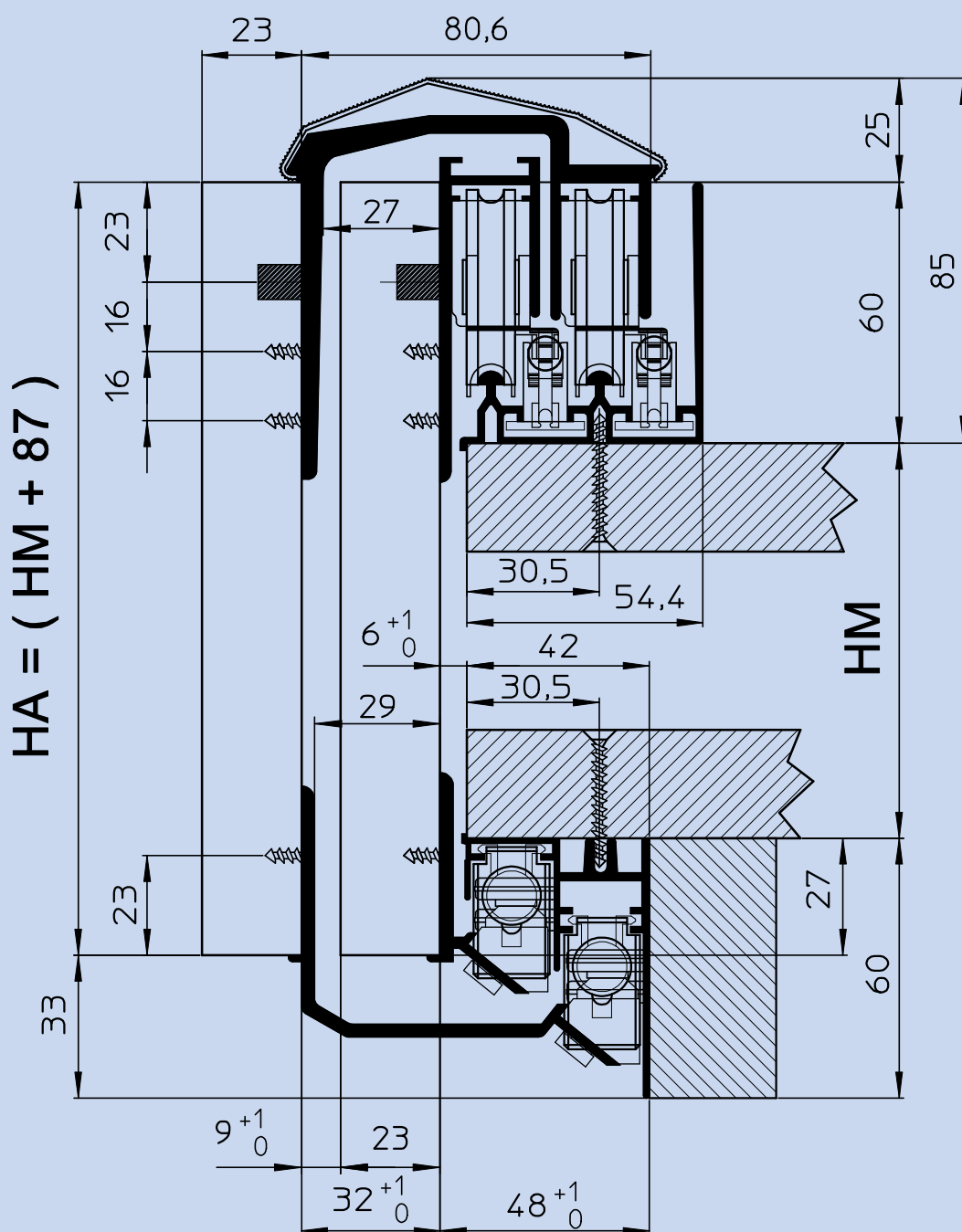
2 carrelli superiori

2 carrelli inferiori

2 fermi fine corsa superiori

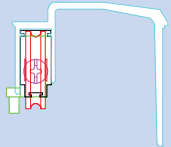
2 paracolpi inferiori

## ISTRUZIONI PER IL MONTAGGIO




# CONDOR 50 KG PER ANTE SPESSORE MAX 23

## Scorrevoli per Mobili



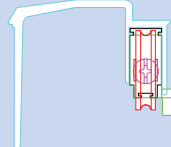
Carrello superiore esterno destro

CODICE 1006505DXE23



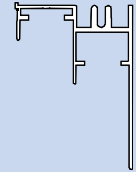
Profilo superiore ossidato argento

CODICE 1006501AS



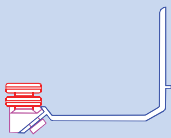
Carrello superiore esterno sinistro

CODICE 1006505SXE23



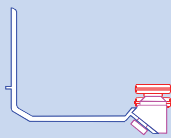
Profilo inferiore ossidato argento

CODICE 1006501AI



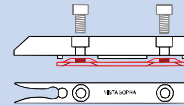
Carrello inferiore esterno destro

CODICE 1006507DXE23



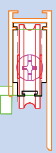
Carrello inferiore esterno sinistro

CODICE 1006507SXE23



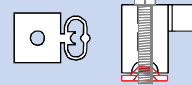
Fermo superiore

CODICE 1006508



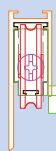
Carrello superiore interno destro

CODICE 1006506DX



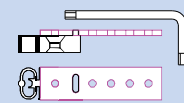
Fermo inferiore

CODICE 1006510



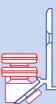
Carrello superiore interno sinistro

CODICE 1006506SX



Paracolpo salva maniglia per mobili a tre ante

CODICE 1006513



Carrello inferiore interno destro

CODICE 1006509DX



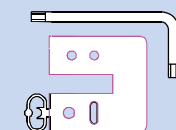
Coppia Deceleratori (1 inferiore + 1 superiore)

CODICE 1006518



Carrello inferiore interno sinistro

CODICE 1006509SX



Paracolpo salvamaniglia per mobili a due ante

CODICE 1006514



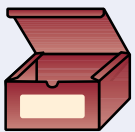


## CARATTERISTICHE

- 1) Corpo carrelli in alluminio
- 2) Regolazione verticale con posizione della vite di registro laterale
- 3) Semplice montaggio e smontaggio dell'anta
- 4) Ruote inferiori soft silence
- 5) Disponibile con Deceleratore

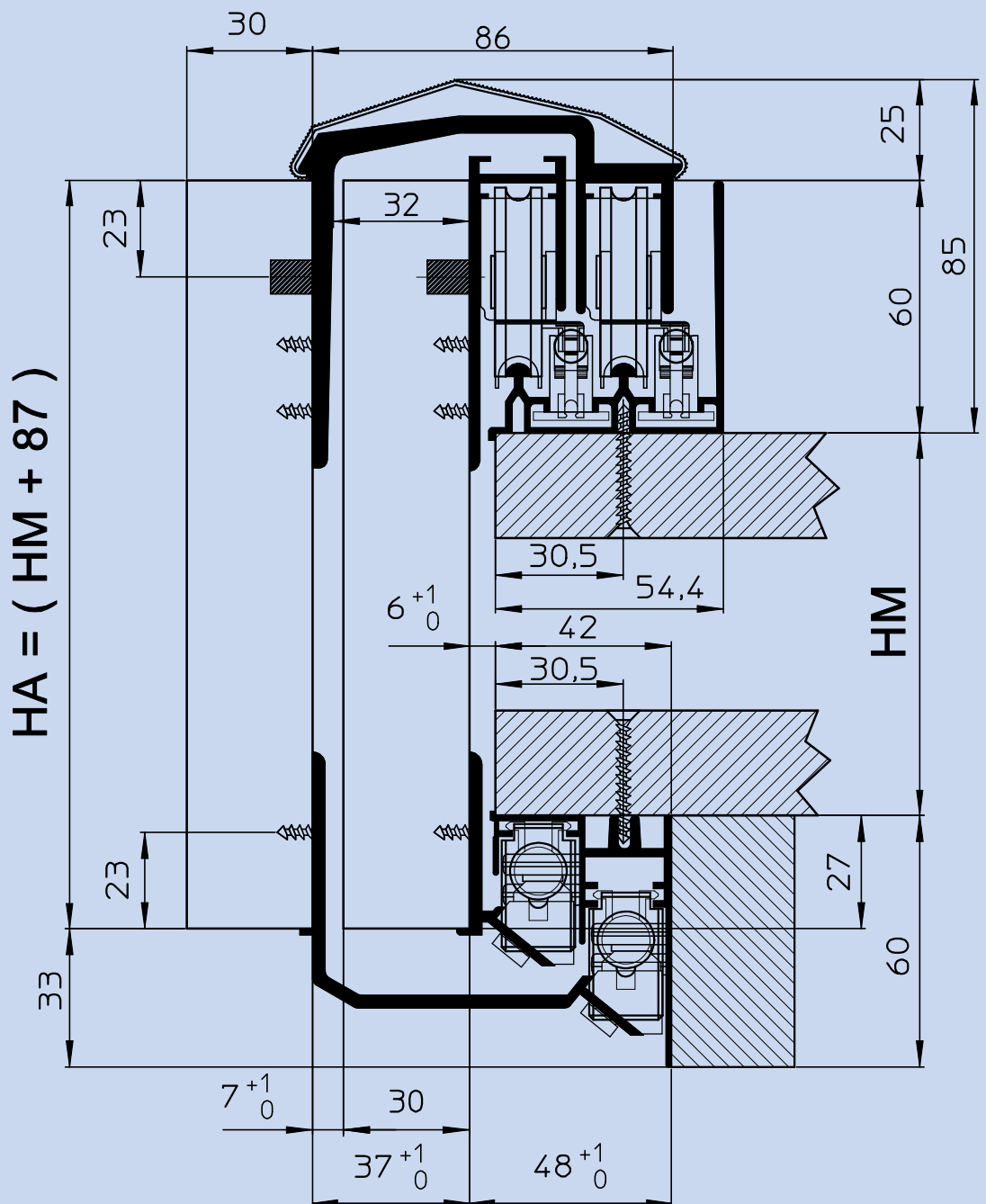
Kit ANTA ESTERNA  
CODICE  
1006503E

Kit ANTA INTERNA  
CODICE  
1006503I



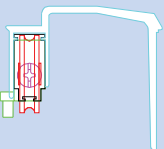



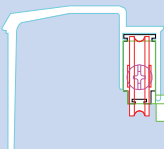

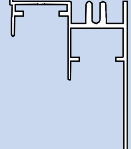

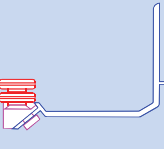

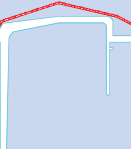

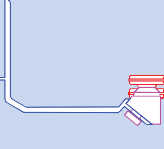

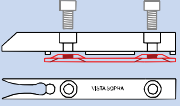

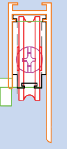

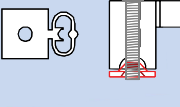

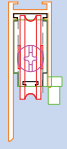

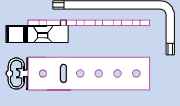






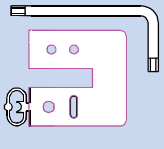

- 2 carrelli superiori
- 2 carrelli inferiori
- 2 fermi fine corsa superiori
- 2 paracolpi inferiori

## ISTRUZIONI PER IL MONTAGGIO



# CONDOR 70 KG PER ANTE SPESSORE MAX 30

## Scorrevoli per Mobili

	<b>Carrello superiore esterno destro</b>			<b>Profilo superiore ossidato argento</b>	
	COD.1006505DXE30			CODICE 1006501AS	
	<b>Carrello superiore esterno sinistro</b>			<b>Profilo inferiore ossidato argento</b>	
	COD.1006505SXE30			CODICE 1006501AI	
	<b>Carrello inferiore esterno destro</b>			<b>Profilo parapolvere ossidato argento satinato</b>	
	COD.1006507DXE30			CODICE 1006504A	
	<b>Carrello inferiore esterno sinistro</b>			<b>Fermo superiore</b>	
	COD.1006507SXE30			CODICE 1006508	
	<b>Carrello superiore interno destro</b>			<b>Fermo inferiore</b>	
	CODICE 1006506DX			CODICE 1006510	
	<b>Carrello superiore interno sinistro</b>			<b>Paracolpo salva maniglia per mobili a tre ante</b>	
	CODICE 1006506SX			CODICE 1006513	
	<b>Carrello inferiore interno destro</b>			<b>Coppia Deceleratori [1 inferiore + 1 superiore]</b>	
	CODICE 1006509DX			CODICE 1006518	
	<b>Carrello inferiore interno sinistro</b>			<b>Paracolpo salvamaniglia per mobili a due ante</b>	
	CODICE 1006509SX			CODICE 1006514	

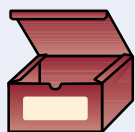


## CARATTERISTICHE

- 1) Corpo carrelli in alluminio
- 2) Regolazione verticale con posizione della vite di registro laterale
- 3) Semplice montaggio e smontaggio dell'anta
- 4) Ruote inferiori soft silence
- 5) Disponibile con Deceleratore

Kit ANTA ESTERNA  
CODICE  
1007503E

Kit ANTA INTERNA  
CODICE  
1006503I



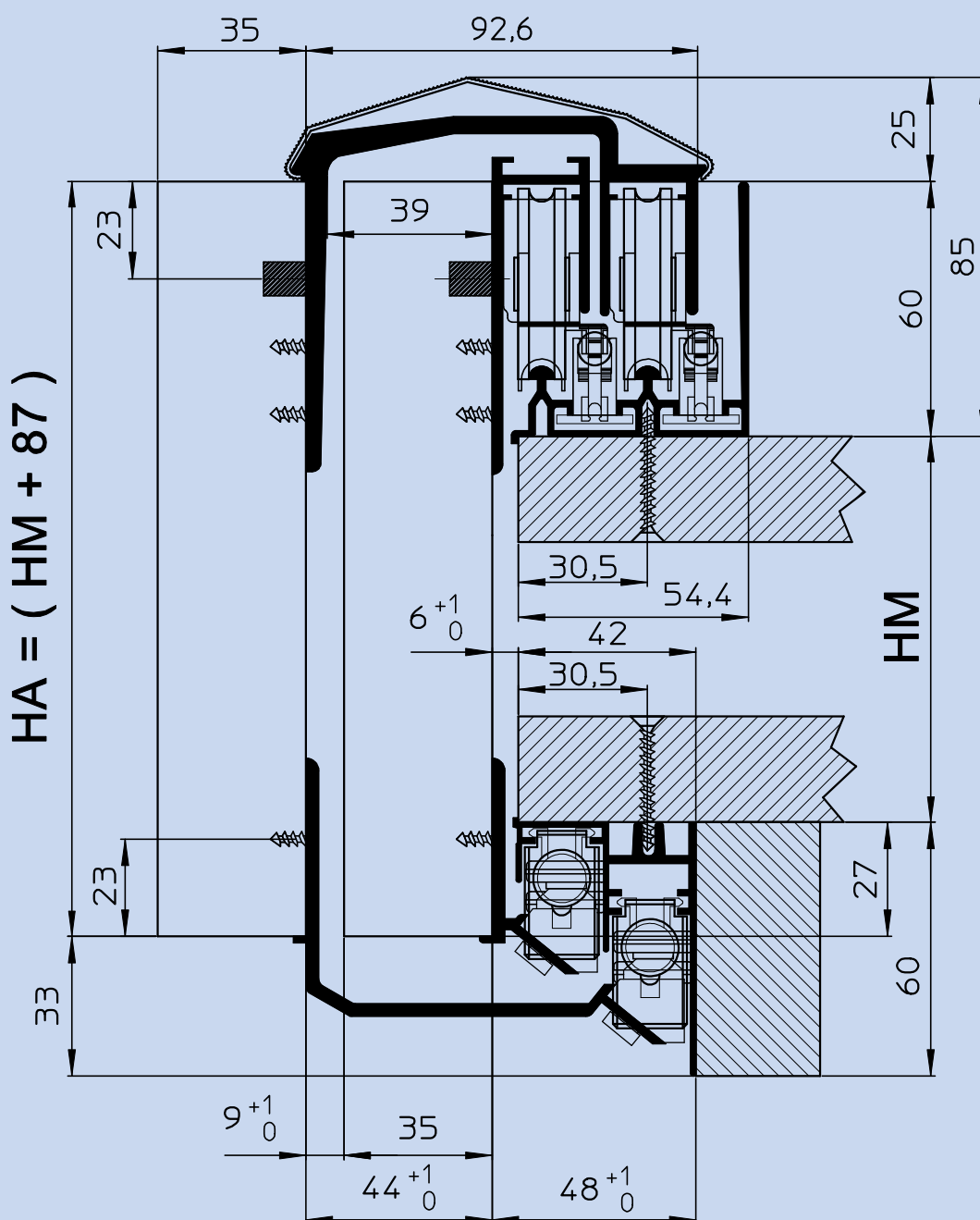
2 carrelli superiori

2 carrelli inferiori

2 fermi fine corsa superiori

2 paracolpi inferiori

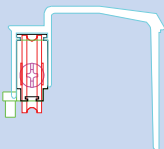



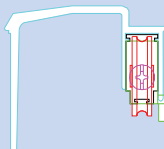

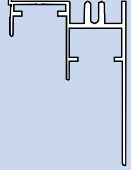

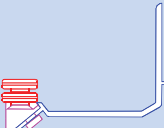

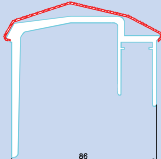

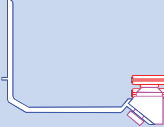

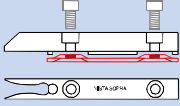

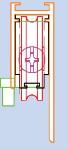

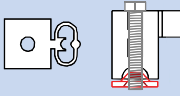

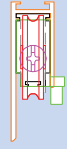

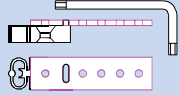





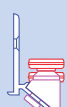

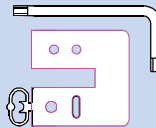

## ISTRUZIONI PER IL MONTAGGIO





# CONDOR 70 KG PER ANTE SPESSORE MAX 35

## Scorrevoli per Mobili

	<b>Carrello superiore esterno destro</b>			<b>Profilo superiore ossidato argento</b>	
CODICE 1007505DX			CODICE 1006501AS		
	<b>Carrello superiore esterno sinistro</b>			<b>Profilo inferiore ossidato argento</b>	
CODICE 1007505SX			CODICE 1006501AI		
	<b>Carrello inferiore esterno destro</b>			<b>Profilo parapolvere ossidato argento satinato</b>	
CODICE 1007507DX			CODICE 1007504A		
	<b>Carrello inferiore esterno sinistro</b>			<b>Fermo superiore</b>	
CODICE 1007507SX			CODICE 1006508		
	<b>Carrello superiore interno destro</b>			<b>Fermo inferiore</b>	
CODICE 1006506DX			CODICE 1006510		
	<b>Carrello superiore interno sinistro</b>			<b>Paracolpo salva maniglia per mobili a tre ante</b>	
CODICE 1006506SX			CODICE 1006513		
	<b>Carrello inferiore interno destro</b>			<b>Coppia Deceleratori (1 inferiore + 1 superiore)</b>	
CODICE 1006509DX			CODICE 1006518		
	<b>Carrello inferiore interno sinistro</b>			<b>Paracolpo salvamaniglia per mobili a due ante</b>	
CODICE 1006509SX			CODICE 1006514		

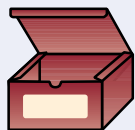


## CARATTERISTICHE

- 1) Corpo carrelli in alluminio
- 2) Regolazione verticale con posizione della vite di registro laterale
- 3) Semplice montaggio e smontaggio dell'anta
- 4) Ruote inferiori soft silence
- 5) Disponibile con Deceleratore

Kit ANTA ESTERNA  
CODICE  
1008503E

Kit ANTA INTERNA  
CODICE  
1006503I



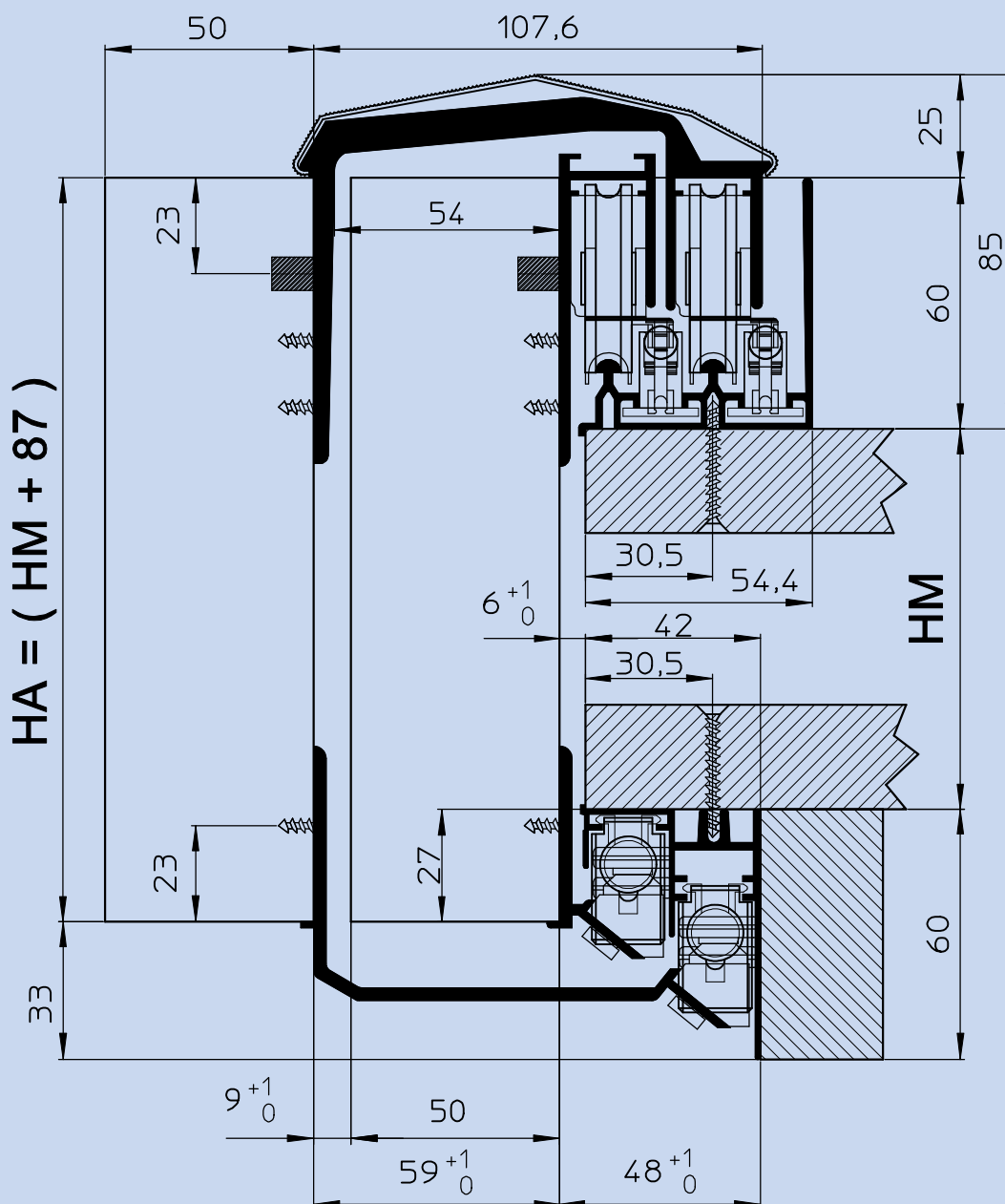
2 carrelli superiori

2 carrelli inferiori

2 fermi fine corsa superiori

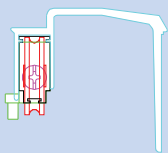
2 paracolpi inferiori

## ISTRUZIONI PER IL MONTAGGIO




# CONDOR 70 KG PER ANTE SPESSORE MAX 50

## Scorrevoli per Mobili



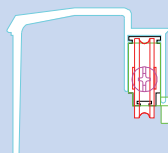
**Carrello superiore esterno destro**

CODICE 1008505DX



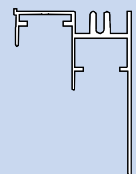
**Profilo superiore ossidato argento**

CODICE 1006501AS



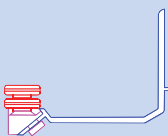
**Carrello superiore esterno sinistro**

CODICE 1008505SX



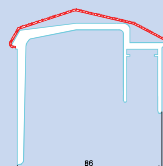
**Profilo inferiore ossidato argento**

CODICE 1006501AI



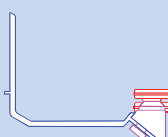
**Carrello inferiore esterno destro**

CODICE 1008507DX



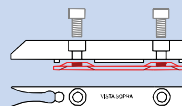
**Profilo parapolvere ossidato argento satinato**

CODICE 1008504A



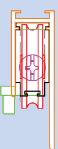
**Carrello inferiore esterno sinistro**

CODICE 1008507SX



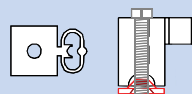
**Fermo superiore**

CODICE 1006508



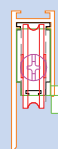
**Carrello superiore interno destro**

CODICE 1006506DX



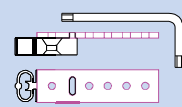
**Fermo inferiore**

CODICE 1006510



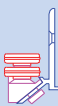
**Carrello superiore interno sinistro**

CODICE 1006506SX



**Paracolpo salva maniglia per mobili a tre ante**

CODICE 1006513



**Carrello inferiore interno destro**

CODICE 1006509DX



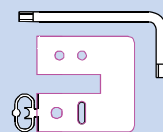
**Coppia Deceleratori [1 inferiore + 1 superiore]**

CODICE 1006518



**Carrello inferiore interno sinistro**

CODICE 1006509SX



**Paracolpo salvamaniglia per mobili a due ante**

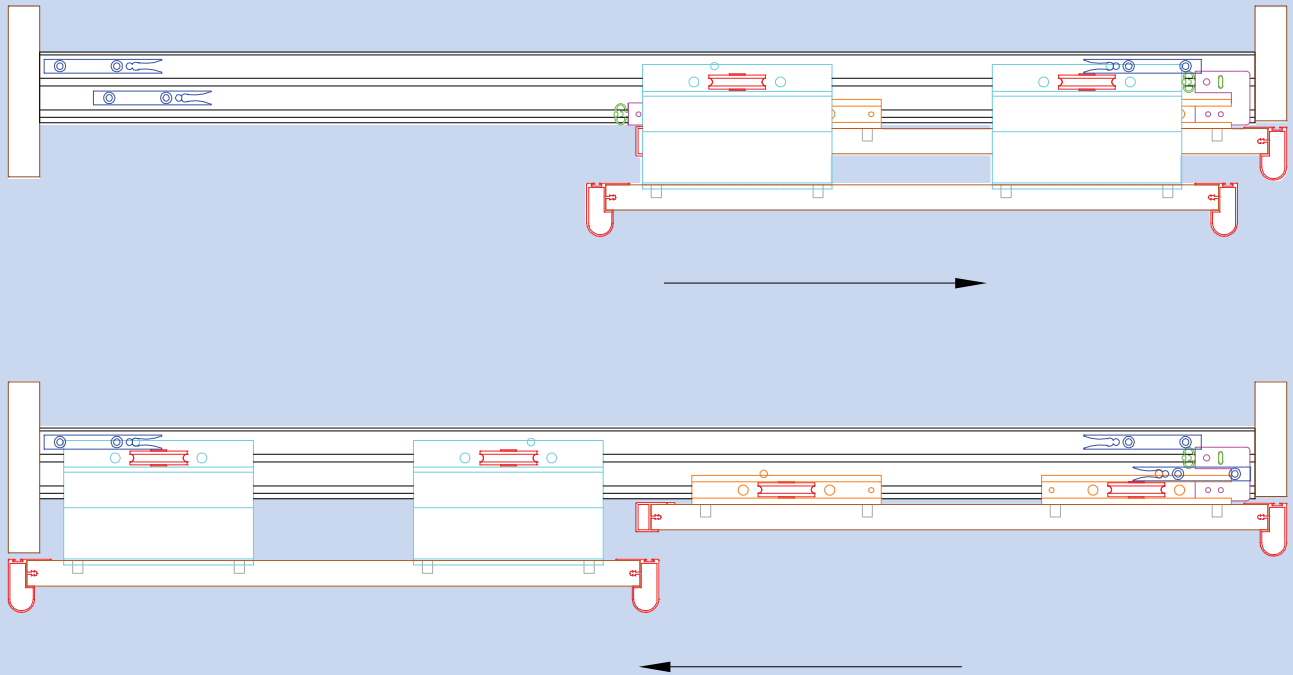
CODICE 1006514



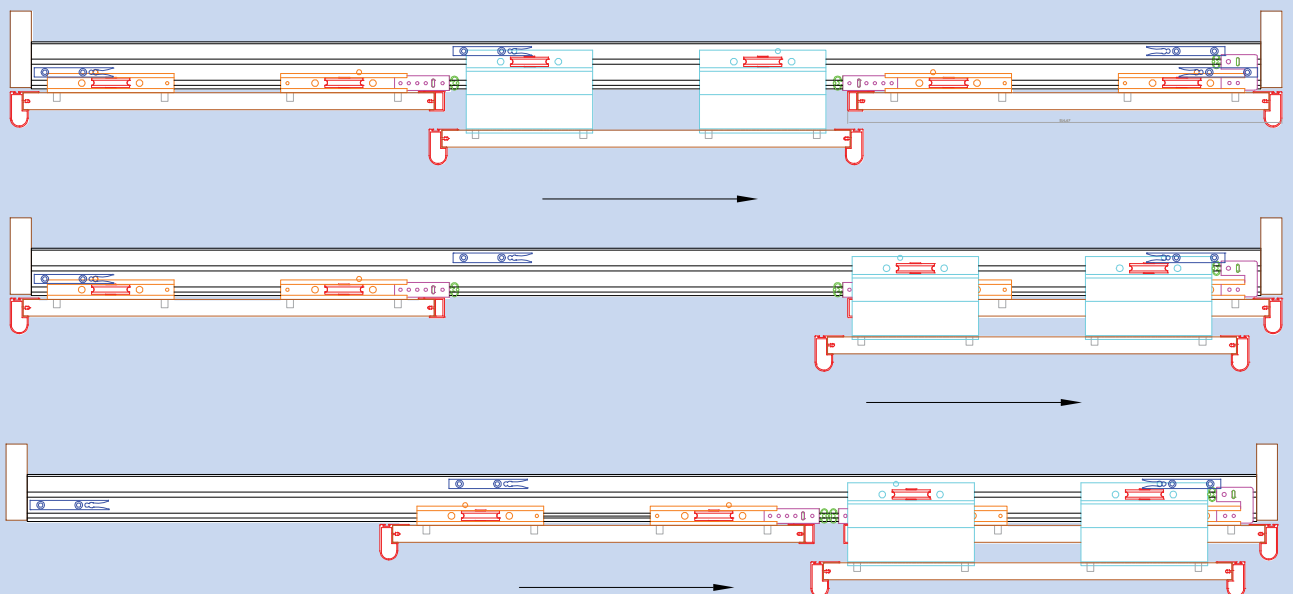


## ISTRUZIONI PER IL MONTAGGIO

### SCHEMA PER ARMADIO A 2 ANTE

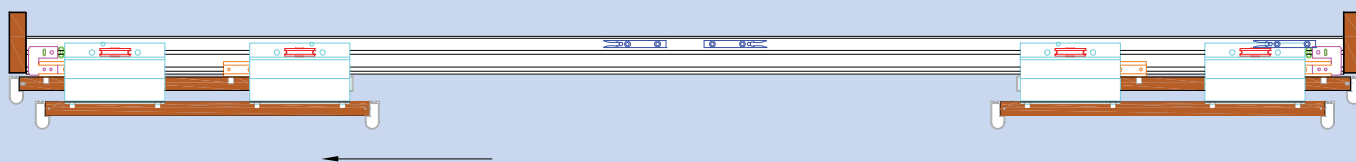
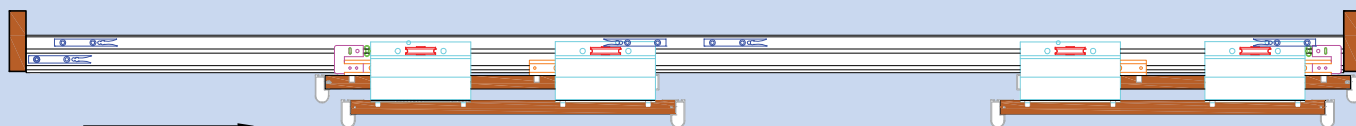
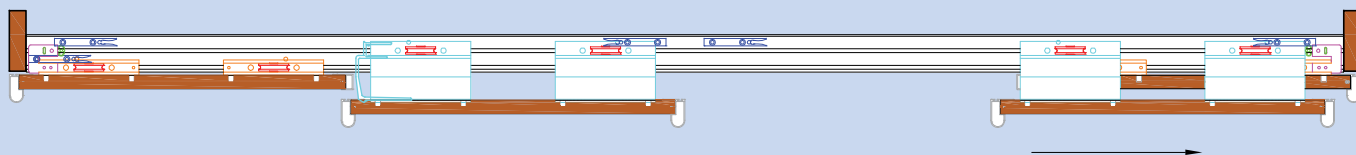
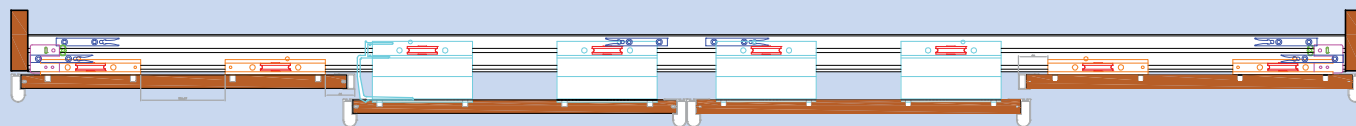


### SCHEMA PER ARMADIO A 3 ANTE

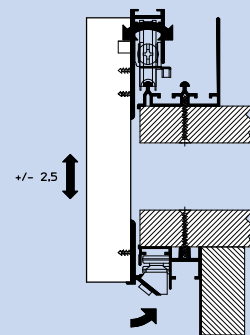
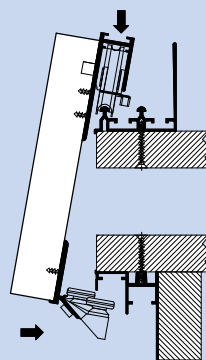
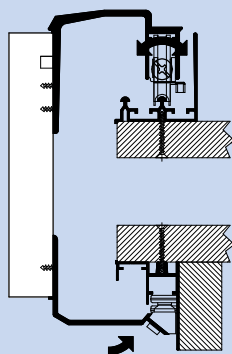
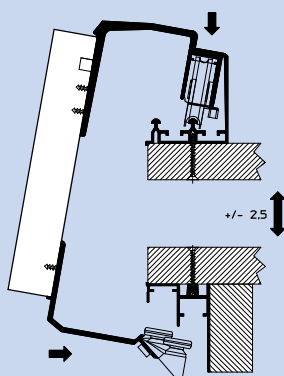


## ISTRUZIONI PER IL MONTAGGIO

### SCHEMA PER ARMADIO A 4 ANTE



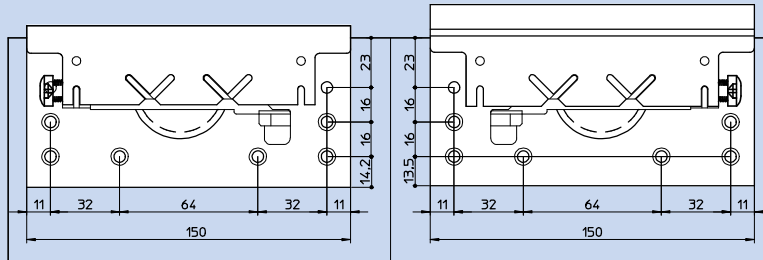
### MONTAGGIO DELLE ANTE ESTERNE - INTERNE



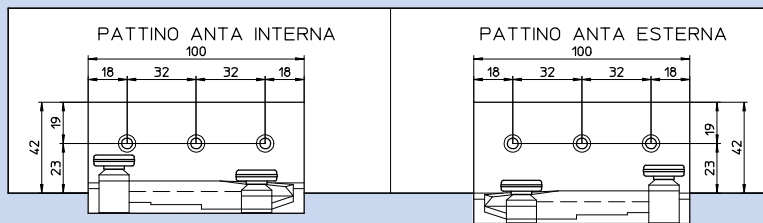
## ISTRUZIONI PER IL MONTAGGIO

### SCHEMA DI FORATURA DELLE ANTE ANTA INTERNA ANTA ESTERNA

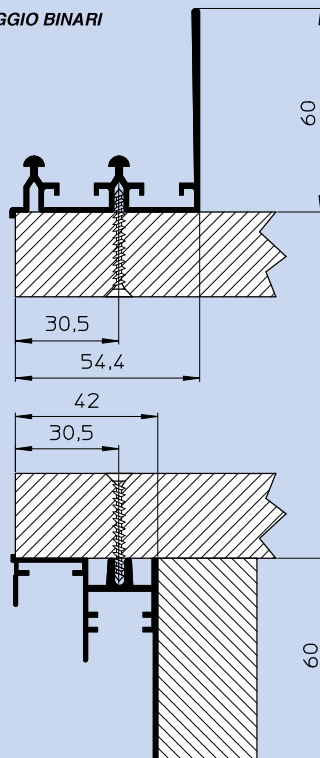
#### FORATURA CARRELLI SUPERIORI INTERNI ESTERNI H33



#### FORATURA PATTINI INFERIORI INTERNI ESTERNI H33 FORATURA PATTINI INFERIORI INTERNI ESTERNI H33



### SCHEMA DI MONTAGGIO BINARI



### ISTRUZIONI PER IL MONTAGGIO

