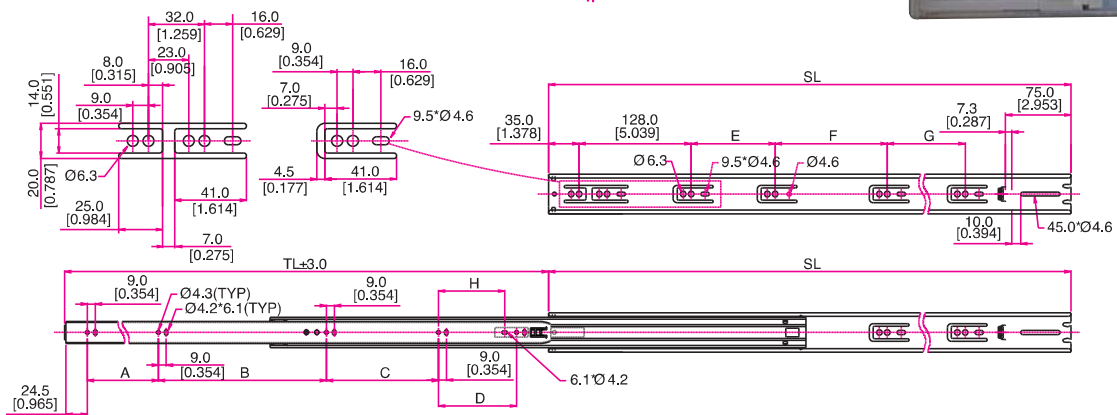

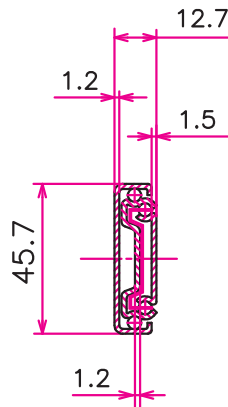


Caratteristiche tecniche

- Estrazione totale
- Materiale: acc. lamin. a freddo
- Montaggio laterale
- Finitura: zincato brillante
- Sgancio frontale del cassetto
- Movimento silenzioso
- Cuscinetti a sfere in acciaio al carbonio
- Self closing con doppia molla

Technical specifications

- Full extension
- Material: cold rolled steel
- Side mounting
- Finishing: bright zinc-coated
- Drawer front disconnect
- Silent movement
- Carbon steel ball bearings
- Self closing with double-spring



CODE	SL	TL	A	B	C	D	E	F	G	H	Carton Kg.	Carton pair
60300	300	304	96	128	-	-	-	-	-	-	12.90	15
60350	350	355	96	160	-	-	-	-	-	-	15.70	15
60400	400	406	96	96	128	-	-	96	-	-	18.10	15
60450	450	457	96	96	160	-	-	96	-	-	20.70	15
60500	500	508	128	192	64	-	-	96	128	-	22.90	15
60550	550	558	96	96	192	64	-	96	128	-	25.40	15
60600	600	609	96	96	192	96	-	96	128	-	27.80	15
60650	650	660	96	96	192	160	-	96	128	-	29.30	15
60700	700	711	224	192	128	-	64	96	128	192	32.90	15