

INTESA

con interruttore - *with switch*

Lampada fluorescente dotata di alimentatore elettronico.
È possibile collegare più lampade in serie (max 10 lampade)

*Fluorescent lamp provided with electronic ballast.
It may be connected in series (max 10 lamps)*



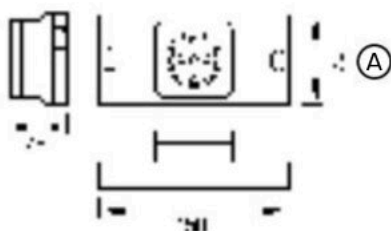
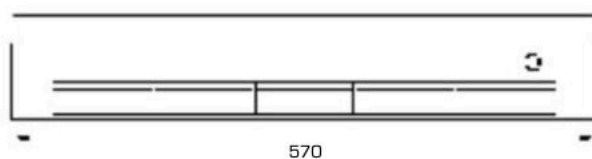
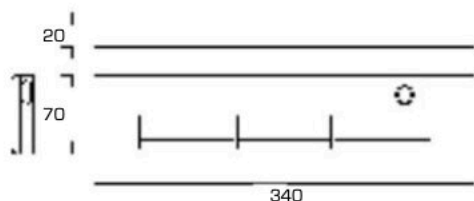

DATI TECNICI

SORGENTE LUMINOSA: LAMPADA FLUORESCENTE
T5 Ø 16 MM
TEMPERATURA COLORE: 4000 K
2700 K
TENSIONE: 220 - 230V
110V (A RICHIESTA)
LUNGHEZZA CAVO: 1600 MM
(CON SPINA)
ACCENSIONE: INTERRUTTORE

TECHNICAL DATA

LIGHT SOURCE: FLUORESCENT BULB T5
Ø 16 MM
COLOR TEMPERATURE: 4000 K
2700 K
VOLTAGE: 220 - 230V
110V (ON REQUEST)
CABLE LENGTH: 1600 MM
(WITH PLUG)
SWITCHING SYSTEM: SWITCH

CE IP40 G 5



ASSORBIMENTO MASSIMO: 2500W
MAX WATTAGE: 2500W

Dimensioni in millimetri (mm)
Dimensions in millimeters (mm)

Finitura Finish	L	W	Temperatura colore Colour temperature	Codice Part No.
Bianco White	340	8W/20	4000 K	11900B
		8W/27	2700 K	11910B
	570	13W/20	4000 K	11950B
		13W/27	2700 K	11960B
Satinato Satined	340	8W/20	4000 K	11900S
		8W/27	2700 K	11910S
	570	13W/20	4000 K	11950S
		13W/27	2700 K	11960S

(A)	(B)
Codice presa singola Single socket Part No.	Codice presa doppia Double socket Part No.
11980B	11990B
11980S	11990S

Per accessori vedi pag. 133, 134, 135, 143, 144 e 145 - For accessories see pages 133, 134, 135, 143, 144 and 145