


Serie CREMAGLIERE AD INCASSO

EMBEDDED Series



ELT

EFR

HLE

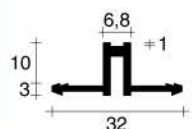
CF1

RLE

M7L

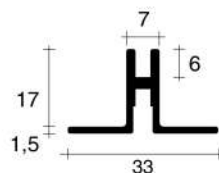
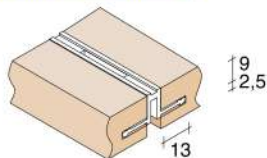
M6L

Inserimento laterale in fresata o tramite foratura di fissaggio con passo 111 mm
Side insertion into milled panel or through fixing holes with 111 mm drilling pitch

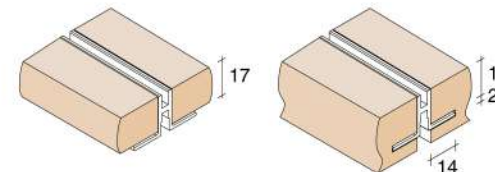


M6L.2013. ___ 2013
M6L.2531. ___ 2531
M6L.3012. ___ 3012

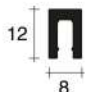
M6L



CF1.2849. ___ 2849 CF1

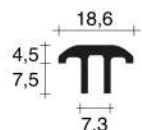
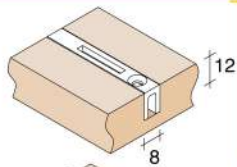


Incasso in fresata con vite a vista
Embedded on milling with visible frontal screw



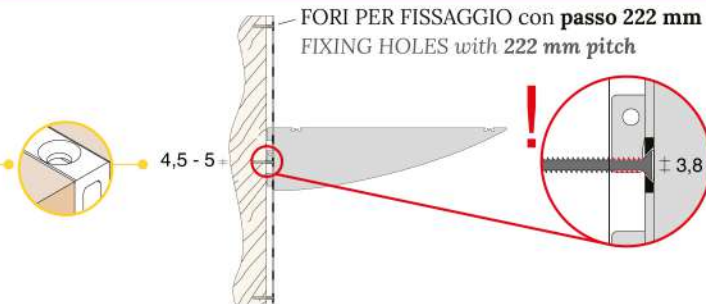
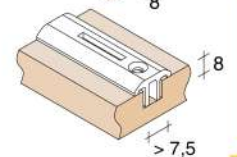
EFR.2013. ___ 2013
EFR.3012. ___ 3012

EFR



RLE.2013. ___ 2013
RLE.3012. ___ 3012

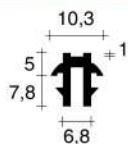
RLE



POSSIBILE INTERFERENZA fra dente del supporto e vite per tassello. Per ovviare a tale problema asportare del materiale dal supporto.

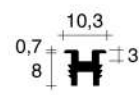
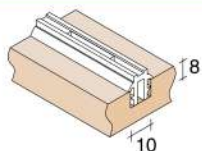
POSSIBLE INTERFERENCE between support tooth and screw. To solve this problem it is necessary to file the support's tooth.

Inserimento frontale in fresata
Frontally embedded on milling



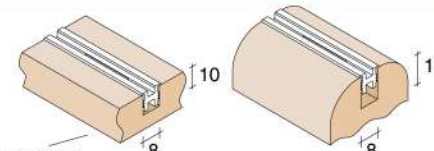
HLE.2013. ___ 2013
HLE.3012. ___ 3012

HLE



M7L.2013. ___ 2013
M7L.3012. ___ 3012

M7L



solo mini supporti
only mini supports

Appoggio laterale con vite a vista
Lateral support with visible screw

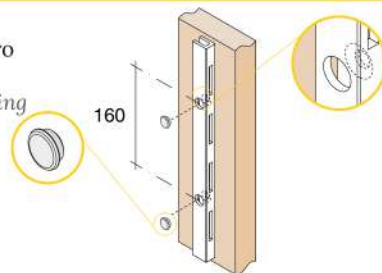


Codici Codes
ELT.3012. ___ 3012

ELT
singola
single

Tappo esterno di copertura del foro
Ø 7,2 mm
External hole covering cap Ø 7,2 mm

CAP.ELT9. ARG



| Finiture Finishings | Alluminio Aluminium | AI | AI |
|--------------------------------------|------------------------|---------------------------------|------|
| Argento satinato Satinized Silver | NAT | Brillante Brilliant | LUX |
| Nero Black | ANE | Finitura inox Inox finishing | NOX* |
| Dorato satinato Satinized gold | ORO | Dorato lucido Polished gold | DOL* |
| Lucido Brillante Bright | SLX* | | |