



EN 1303:15

KEY RELATED SECURITY	1	2	3	4	5	6
ATTACK RESISTANCE	0	A	B	C	D	
DURABILITY	1	2	3	4	5	6

# C3000

**Caratteristiche tecniche:**

- CILINDRO :**
- BKP resistente al Bumping, sistema brevettato
  - Security Card: duplicazione protetta
  - Cilindretti in ottone
  - Perni in acciaio carbonitrurato
  - Controperni in acciaio temprato a sagoma variabile
  - Molle in bronzo fosforoso e acciaio
  - Camma acciaio sinterizzato autolubrificante DIN

**CHIAVE:**

- protetta da trademark
- profili paracentrico
- in alpaca
- collo lungo, compatibili con borchie di protezione
- numerazione a codice sulla testa

**Dotazione:**

- 3 chiavi
- Security Card
- Vite di fissaggio
- Istruzioni uso e manutenzione

**Finiture:**

- STANDARD:
  - ottone sabbiato nichelato (fin. 12)
- A RICHIESTA:
  - ottone lucido (fin. 66)

**Normative:**

- Conforme alla norma EN 1303:2015
- Attack Resistance: grado A
- Key Related Security: grado 6
- Durability: grado 6

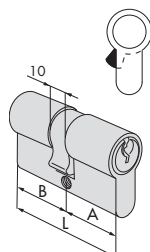
**Certificati:**  
SKG\*\*

**Brevetti:**

- Chiave: Marchi 3D n° 1 236 248 e Modello di Design Comunitario depositato n°2669630
- BKP: PCT/WO2007/074163 A1



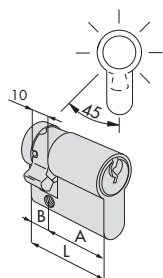
Tipologia	Descrizione	Dim. comm.	Chiave articolo	Kg	Pezzi	ARTICOLO				
						Unitario	Dim.	Mano	Fin.	Pers.



• Doppio cilindro

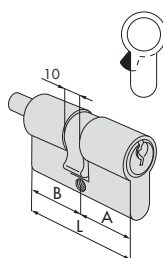
30 / 30	59,0	29,5	29,5	6	1	00430 00 1	0,235	12	1	ON310 07 0 12
30 / 35	64,0	29,5	34,5	6	1	00430 00 1	0,238	12	1	ON310 26 0 12
33 / 33	65,0	32,5	32,5	6	1	00430 00 1	0,238	12	1	ON310 10 0 12
35 / 35	69,0	34,5	34,5	6	1	00430 00 1	0,272	12	1	ON310 13 0 12
40 / 30	69,0	39,5	29,5	6	1	00430 00 1	0,272	12	1	ON310 12 0 12
30 / 45	74,0	29,5	44,5	6	1	00430 00 1	0,274	12	1	ON310 27 0 12
35 / 40	74,0	34,5	39,5	6	1	00430 00 1	0,274	12	1	ON310 28 0 12
30 / 50	79,0	29,5	49,5	6	1	00430 00 1	0,289	12	1	ON310 17 0 12
35 / 45	79,0	34,5	44,5	6	1	00430 00 1	0,289	12	1	ON310 19 0 12
40 / 40	79,0	39,5	39,5	6	1	00430 00 1	0,289	12	1	ON310 18 0 12
30 / 55	84,0	29,5	54,5	6	1	00430 00 1	0,304	12	1	ON310 33 0 12
35 / 50	84,0	34,5	49,5	6	1	00430 00 1	0,304	12	1	ON310 31 0 12
40 / 45	84,0	39,5	44,5	6	1	00430 00 1	0,304	12	1	ON310 30 0 12
30 / 60	89,0	29,5	59,5	6	1	00430 00 1	0,320	12	1	ON310 20 0 12
35 / 55	89,0	34,5	54,5	6	1	00430 00 1	0,320	12	1	ON310 32 0 12
40 / 50	89,0	39,5	49,5	6	1	00430 00 1	0,320	12	1	ON310 21 0 12
45 / 45	89,0	44,5	44,5	6	1	00430 00 1	0,320	12	1	ON310 29 0 12
30 / 65	94,0	29,5	64,5	6	1	00430 00 1	0,330	6	1	ON310 41 0 12
35 / 60	94,0	34,5	59,5	6	1	00430 00 1	0,330	6	1	ON310 38 0 12
40 / 55	94,0	39,5	54,5	6	1	00430 00 1	0,330	6	1	ON310 42 0 12
45 / 50	94,0	44,5	49,5	6	1	00430 00 1	0,330	6	1	ON310 39 0 12
30 / 70	99,0	29,5	69,5	6	1	00430 00 1	0,340	6	1	ON310 24 0 12
35 / 65	99,0	34,5	64,5	6	1	00430 00 1	0,340	6	1	ON310 22 0 12
40 / 60	99,0	39,5	59,5	6	1	00430 00 1	0,340	6	1	ON310 25 0 12
45 / 55	99,0	44,5	54,5	6	1	00430 00 1	0,349	6	1	ON310 43 0 12
50 / 50	99,0	49,5	49,5	6	1	00430 00 1	0,340	6	1	ON310 23 0 12
30 / 75	104,0	29,5	74,5	6	1	00430 00 1	0,340	6	1	ON310 56 0 12
35 / 70	104,0	34,5	69,5	6	1	00430 00 1	0,340	6	1	ON310 49 0 12
55 / 50	104,0	54,5	49,5	6	1	00430 00 1	0,340	6	1	ON310 64 0 12
40 / 65	104,0	39,5	64,5	6	1	00430 00 1	0,235	6	1	ON310 44 0 12
45 / 60	104,0	44,5	59,5	6	1	00430 00 1	0,235	6	1	ON310 54 0 12
30 / 80	109,0	29,5	79,5	6	1	00430 00 1	0,360	6	1	ON310 37 0 12
40 / 70	109,0	39,5	69,5	6	1	00430 00 1	0,360	6	1	ON310 35 0 12
50 / 60	109,0	49,5	59,5	6	1	00430 00 1	0,360	6	1	ON310 36 0 12
55 / 55	109,0	54,5	54,5	6	1	00430 00 1	0,360	6	1	ON310 70 0 12
35 / 75	109,0	34,5	74,5	6	1	00430 00 1	0,235	6	1	ON310 57 0 12
45 / 65	109,0	44,5	64,5	6	1	00430 00 1	0,289	6	1	ON310 45 0 12
50 / 65	114,0	49,5	64,5	6	1	00430 00 1	0,370	6	1	ON310 65 0 12
55 / 60	114,0	54,5	59,5	6	1	00430 00 1	0,370	6	1	ON310 71 0 12
40 / 75	114,0	39,5	74,5	6	1	00430 00 1	0,370	6	1	ON310 59 0 12
45 / 75	114,0	44,5	74,5	6	1	00430 00 1	0,289	6	1	ON310 61 0 12
30 / 85	114,0	29,5	84,5	6	1	00430 00 1	0,235	6	1	ON310 77 0 12
30 / 90	119,0	29,5	89,5	6	1	00430 00 1	0,410	6	1	ON310 52 0 12
40 / 80	119,0	39,5	79,5	6	1	00430 00 1	0,380	6	1	ON310 60 0 12
60 / 60	119,0	59,5	59,5	6	1	00430 00 1	0,380	6	1	ON310 40 0 12

Tipologia	Descrizione	Dim. comm.				Chiave articolo	Kg	Pezzi	ARTICOLO			
		L	A	B	Perni				Unitario	Pezzi	Tipo	Dim.



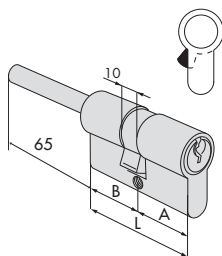
- Mezzo cilindro con camma regolabile in 14 posizioni

30 / 10	39,5	29,5	10,0	6	1	00430 00 1	0,186	12	1	ON314 02 0 12
33 / 10	42,5	32,5	10,0	6	1	00430 00 1	0,195	12	1	ON314 09 0 12
35 / 10	44,5	34,5	10,0	6	1	00430 00 1	0,200	12	1	ON314 07 0 12
40 / 10	49,5	39,5	10,0	6	1	00430 00 1	0,210	12	1	ON314 03 0 12
45 / 10	54,5	44,5	10,0	6	1	00430 00 1	0,220	12	1	ON314 08 0 12
50 / 10	59,5	49,5	10,0	6	1	00430 00 1	0,225	12	1	ON314 04 0 12
60 / 10	69,5	59,5	10,0	6	1	00430 00 1	0,235	12	1	ON314 05 0 12
70 / 10	79,5	69,5	10,0	6	1	00430 00 1	0,245	12	1	ON314 06 0 12



- Doppio cilindro predisposto per montaggio pomolo
- A richiesta: pomoli serie 06353, 06355, 06356, 06357

30 / 30	59,0	29,5	29,5	6	1	00430 00 1	0,244	12	1	ON312 07 0 12
30 / 35	64,0	29,5	34,5	6	1	00430 00 1	0,259	12	1	ON312 26 0 12
35 / 30	64,0	34,5	29,5	6	1	00430 00 1	0,259	12	1	ON312 81 0 12
33 / 33	65,0	32,5	32,5	6	1	00430 00 1	0,259	12	1	ON312 10 0 12
30 / 40	69,0	29,5	39,5	6	1	00430 00 1	0,279	12	1	ON312 82 0 12
35 / 35	69,0	34,5	34,5	6	1	00430 00 1	0,279	12	1	ON312 13 0 12
40 / 30	69,0	39,5	29,5	6	1	00430 00 1	0,279	12	1	ON312 12 0 12
35 / 40	74,0	34,5	39,5	6	1	00430 00 1	0,294	12	1	ON312 28 0 12
30 / 45	74,0	29,5	44,5	6	1	00430 00 1	0,294	12	1	ON312 27 0 12
40 / 35	74,0	39,5	34,5	6	1	00430 00 1	0,294	12	1	ON312 83 0 12
45 / 30	74,0	44,5	29,5	6	1	00430 00 1	0,294	12	1	ON312 91 0 12
30 / 50	79,0	29,5	49,5	6	1	00430 00 1	0,309	6	1	ON312 17 0 12
35 / 45	79,0	34,5	44,5	6	1	00430 00 1	0,309	6	1	ON312 19 0 12
40 / 40	79,0	39,5	39,5	6	1	00430 00 1	0,309	6	1	ON312 18 0 12
45 / 35	79,0	44,5	34,5	6	1	00430 00 1	0,309	6	1	ON312 85 0 12
40 / 45	84,0	39,5	44,5	6	1	00430 00 1	0,324	6	1	ON312 30 0 12
45 / 40	84,0	44,5	39,5	6	1	00430 00 1	0,324	6	1	ON312 84 0 12
30 / 60	89,0	29,5	59,5	6	1	00430 00 1	0,344	6	1	ON312 20 0 12
40 / 50	89,0	39,5	49,5	6	1	00430 00 1	0,344	6	1	ON312 21 0 12
45 / 45	89,0	44,5	44,5	6	1	00430 00 1	0,344	6	1	ON312 29 0 12
40 / 55	94,0	39,5	54,5	6	1	00430 00 1	0,364	6	1	ON312 42 0 12
55 / 40	94,0	54,5	39,5	6	1	00430 00 1	0,364	6	1	ON312 98 0 12
45 / 50	94,0	44,5	49,5	6	1	00430 00 1	0,364	6	1	ON312 39 0 12
40 / 60	99,0	39,5	59,5	6	1	00430 00 1	0,384	6	1	ON312 25 0 12
45 / 55	99,0	44,5	54,5	6	1	00430 00 1	0,384	6	1	ON312 43 0 12
50 / 50	99,0	49,5	49,5	6	1	00430 00 1	0,384	6	1	ON312 23 0 12
45 / 60	104,0	44,5	59,5	6	1	00430 00 1	0,394	6	1	ON312 54 0 12
55 / 50	104,0	54,5	49,5	6	1	00430 00 1	0,394	6	1	ON312 64 0 12
30 / 80	109,0	29,5	79,5	6	1	00430 00 1	0,410	6	1	ON312 37 0 12
40 / 70	109,0	39,5	69,5	6	1	00430 00 1	0,410	6	1	ON312 35 0 12
50 / 60	109,0	49,5	59,5	6	1	00430 00 1	0,410	6	1	ON312 36 0 12



- Doppio cilindro predisposto per montaggio pomolo, con gambo accorciabile
- Da abbinare a borchia art. 1.06458.20
- A richiesta: pomoli serie 06353, 06355, 06356, 06357

30 / 30	59,0	29,5	29,5	6	1	00430 00 1	0,275	6	1	ON317 07 0 12
35 / 30	64,0	34,5	29,5	6	1	00430 00 1	0,285	6	1	ON317 81 0 12
40 / 30	69,0	39,5	29,5	6	1	00430 00 1	0,295	6	1	ON317 12 0 12
45 / 30	74,0	44,5	29,5	6	1	00430 00 1	0,305	6	1	ON317 91 0 12
50 / 30	79,0	49,5	29,5	6	1	00430 00 1	0,315	6	1	ON317 90 0 12
55 / 30	84,0	54,5	29,5	6	1	00430 00 1	0,325	6	1	ON317 92 0 12
60 / 30	89,0	59,5	29,5	6	1	00430 00 1	0,335	6	1	ON317 87 0 12
65 / 30	94,0	64,5	29,5	6	1	00430 00 1	0,345	6	1	ON317 A3 0 12
70 / 30	99,0	69,5	29,5	6	1	00430 00 1	0,355	6	1	ON317 88 0 12
80 / 30	110,0	79,5	29,5	6	1	00430 00 1	0,375	1	1	ON317 93 0 12