

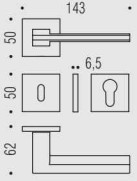


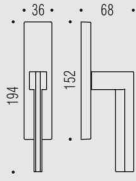


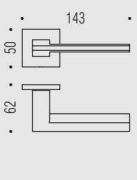








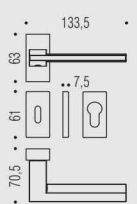
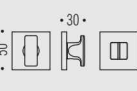




| | |
|---|----------------------|
| MATERIALE MATERIAL | cromall® cromall® |
| QUADRO SPINDLE | 8x104 |
| SPESSORE PORTA DOOR THICKNESS | 30 ÷ 60 |

ELECTRA

Design: Messineo e Settimelli



| MANIGLIA PER PORTA DOOR HANDLE | | MANIGLIA PER FINESTRA HANDLE FOR WINDOWS | | | |
|--|--|---|--|---|---|
| MANIGLIA SU ROSETTA HANDLE ON ROSE   |  | MS11 R 50x50 MS11 RY 50x50 cromo cromat vintage vintage mat neromat | MANIGLIA MARTELLINA WINDOW HANDLE ON PLATE senza movimento without mechanism   |  | MS12 IM cromo cromat vintage vintage mat neromat |
| | MANIGLIA SU ROSETTA SENZA BOCCHETTA HANDLE ON ROSE WITHOUT ESCUTCHEONS   |  | | MS11 RSB 50x50 cromo cromat vintage vintage mat neromat | MANIGLIA DK WINDOW HANDLE DREH-KIPP senza movimento without mechanism   |
| BOCCHETTA ESCUTCHEON   | PAT  | FF23 BB (PAT) 50x50 FF23 (Y) 50x50 cromo cromat vintage vintage mat neromat |   | Y  | |
| | MANIGLIA SU ROSETTA STRETTA HANDLE ON NARROW ROSE lunghezza quadro spindle length 135mm |  | | MS11 RSM MS11 RSMY cromo cromat vintage vintage mat neromat | |
| NOTTOLINI TOILET ROSES lunghezza quadro spindle length 6/8 x 75mm |  | FF29 BZG 50x50 cromo cromat vintage vintage mat neromat |   | | |