

87052

SUPER TSP TX DR



BIT TX



CARPENTRY WOOD SCREWS TX FLAT HEAD WITH SERRATION, RIBS UNDER HEAD AND TYPE 17

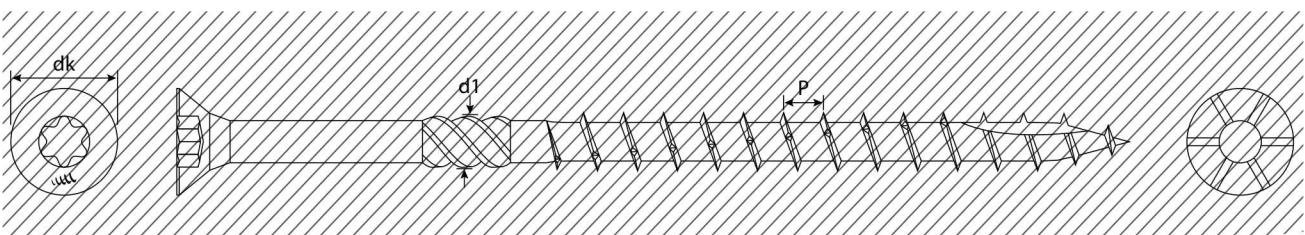
- Viti per carpenteria in legno TSP TX super svasante autopercorante
- Holzbauschrauben Flachsenkopf TX-Antrieb Fräsrippen Schafffräser Cut-Spitze
- Vis pour charpente tête fraisée crantée TX et type 17
- Tornillos para carpintería cabeza plana estriada TX punta type 17
- Шурупы для деревянных конструкций плоская потайная головка с насечками для раззенковки и ребрами, шлиц TX, тип 17



16/0381



EN 14592



ambrovit.it/video/tutorial/



PLAY
THE VIDEO

Diameters Diametri	Limits Limiti	dk	d1	P	TX
4,5	Min.	8,50	3,70	- 2,80	T25
	Max.	9,00	4,00		
5,0	Min.	9,64	3,70	- 3,20	T25
	Max.	10,00	4,40		
6,0	Min.	11,50	4,80	- 4,70	T30
	Max.	12,10	5,20		
8,0	Min.	14,30	6,80	- 5,50	T40
	Max.	15,00	7,20		

C10B21

- **Carbon steel: C10B21**
Acciaio temperato: C10B21
- **Case hardness: HV 420-500**
Durezza superficiale: HV 420-500
- **Core hardness: HV 300-390**
Durezza a cuore: HV 300-390
- **Threaded section: as per listing**
(Ex 6,0x70/42 = thread 42)
Parte filettata: come da listino
(Es. 6,0x70/42 = filetto 42)

Page 146

TG 52 YELLOW
Znc Cr3 3µm
36 hr

Page 126

TG 31 TOP
Znc Cr3 8µm
120 hr






TG 41 SUPER TOP
ENDURO
1,000 hr

87052

SUPER TSP TX DR



CARPENTRY WOOD SCREWS TX FLAT HEAD WITH SERRATION, RIBS UNDER HEAD AND TYPE 17

-  Viti per carpenteria in legno TSP TX super svasante auto perforante
-  Holzbauschrauben Flachsennkopf TX-Antrieb Fräsrippen Schaftfräser Cut-Spitze
-  Vis pour charpente tête fraisée crantée TX et type 17
-  Tornillos para carpintería cabeza plana estriada TX punta type 17
-  Шурупы для деревянных конструкций плоская потайная головка с насечками для раззенковки и ребрами, шлиц TX, тип 17

FINISHING

SIZES
MISURE

TX



NEW	4,5 x 40/24	T25
NEW	45/27	T25
NEW	50/30	T25
NEW	60/35	T25
NEW	70/42	T25
NEW	80/50	T25

NEW	5,0 x 40/24	T25
NEW	45/27	T25
NEW	50/30	T25
NEW	60/35	T25
NEW	70/42	T25
NEW	80/50	T25
NEW	90/50	T25
NEW	100/50	T25
NEW	120/70	T25

6,0 x 70/42	T30
80/50	T30
90/50	T30
100/50	T30
120/70	T30
140/70	T30
160/70	T30
180/70	T30
200/70	T30
220/70	T30
240/70	T30
260/70	T30
280/70	T30
300/70	T30

FINISHING

SIZES
MISURE

TX



8,0 x 80/50	T40
100/50	T40
120/80	T40
140/80	T40
160/80	T40
180/80	T40
200/80	T40
220/80	T40
240/80	T40
260/80	T40
280/80	T40
300/80	T40
320/80	T40
340/80	T40
360/80	T40
380/80	T40
400/80	T40